

Ordering Information

Type	Lamps	Length	Shielding	Ballast	Voltage	Finish
LSBW	2 2 = 2-Lamp T8	4 = 4-Foot 8 = 8-Foot	D D = Radial Louver	32 = 32W T8 3E = 32W Emergency Pack 3D = 32W Dimming	1 = 120 Volt 2 = 277 Volt	AL = Aluminum WH = White

Complete ordering instructions below.

Features

- Housing:** Extruded aluminum. Die-cast end cap mechanically attached with no exposed fasteners or hardware.
- Lamping:** Two T8, 32 watt fluorescent lamps per 4-foot nominal section. Provided by others.
- Reflector:** Precision die-formed, semi-specular aluminum.
- Shielding:** Precision die-formed aluminum straight blade louver, blades are 5/8" (1.59cm) high and 5/8" (1.59cm) O.C.

Electrical

Ballast - <10% T.H.D., .98 ballast factor, pre-heat start. 18 gauge wire. Color-coded quick connectors allow ease of connection for joiner modules. For special circuiting, consult factory. Factory installed ballast disconnect allows the ballast to be disconnected from and reconnected to incoming power under load without turning the entire circuit off.

Dimming - 120/277 VAC, 1% dimming level. 4 wire feed required.

Emergency Battery Pack - 32 Watt: 450 Lumens @ 90 min.

Mountings

Dual-screw, draw-tight connector to create hairline seam between joiner modules.

Finish

Powder coated baked white or aluminum finish.
Custom colors available, consult factory.

Labels

UL, cUL and I.B.E.W.

Ordering Instructions

Individual Fixtures:

- Order number of MODULES required.
- Order one END SET per MODULE.

Continuous Rows:

- Determine run length.
- Order the appropriate number of MODULES to complete the run.
- Order one END SET per run.

Job Information

Type:

Job Name:

Cat. No.:

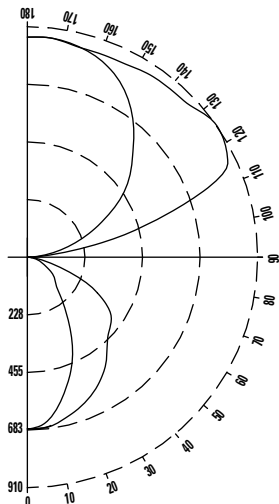
Lamp(s):

Notes:

631 Airport Road, Fall River, MA 02720 • (508) 679-8131 • Fax (508) 674-4710
We reserve the right to change details of design, materials and finish.
www.lightolier.com © 2008 Philips Group • C1208

Performance

Candlepower Curve



ZONE DEG. ↓	0	22	45	67	90
180	869	869	869	869	869
175	871	871	873	873	871
165	852	856	858	863	853
155	804	811	828	851	854
145	714	738	790	854	869
135	590	633	746	851	874
125	475	538	731	905	911
115	321	431	690	834	874
105	173	329	496	494	481
95	44	107	93	81	78
90	3	10	14	11	10
85	10	18	23	23	25
75	44	49	52	62	100
65	76	81	91	139	281
55	126	131	156	256	404
45	163	176	228	347	449
35	268	299	359	461	534
25	423	446	486	559	600
15	558	572	593	636	646
5	665	667	672	677	678
0	678	678	678	678	678

COEFFICIENTS OF UTILIZATION

	% EFFECTIVE CEILING CAVITY REFLECTANCE								
	80			70			50		
	% WALL REFLECTANCE								
	50	30	10	50	30	10	50	30	10
0	86	86	86	76	76	76	59	59	59
1	78	75	72	70	67	64	52	51	49
2	72	66	61	64	59	55	46	44	41
3	66	58	53	58	52	48	41	38	35
4	60	52	46	54	47	42	37	33	30
5	55	46	40	49	42	36	33	29	26
6	51	42	35	46	38	32	30	26	23
7	47	37	31	42	34	28	27	23	20
8	43	34	28	39	30	25	24	21	18
9	40	31	25	36	28	23	22	18	16
10	38	28	22	34	25	20	20	17	14

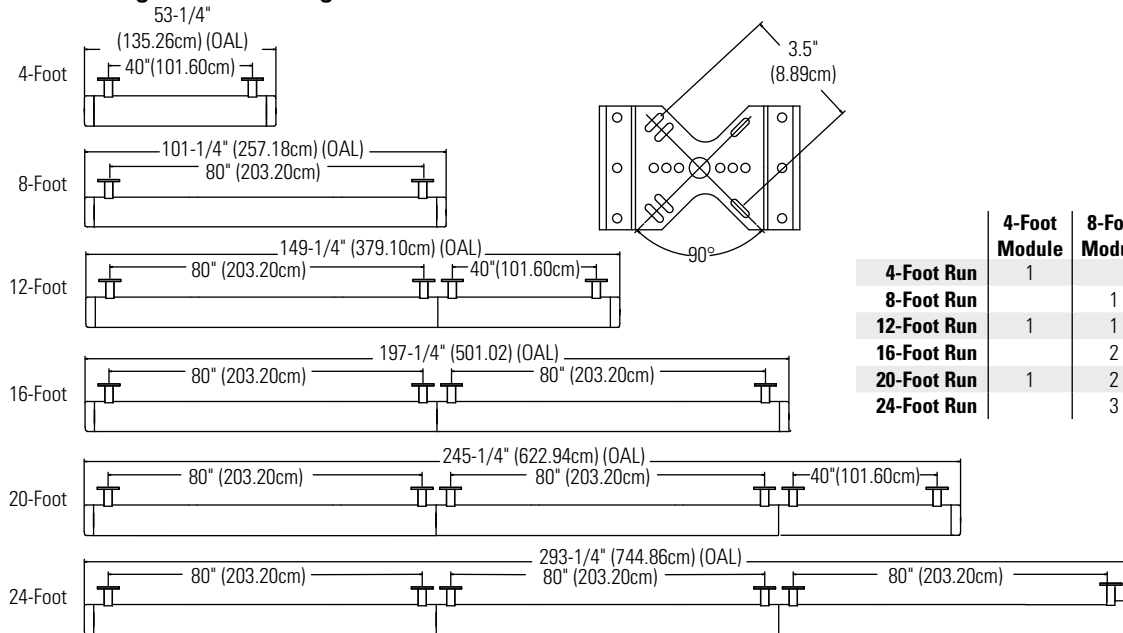
20% FLOOR CAVITY REFLECTANCE

ZONAL LUMEN SUMMARY

ZONE	LUMENS	% BARELAMP	% LUMINAIRE
0 - 90	1296	22.3	26.5
90 - 180	3587	61.9	73.5
0 - 180	4884	84.2	100.0

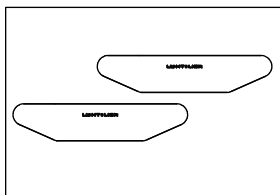
Calculations are for 28 Watt T5 lamps. For 54 Watt T5 lamps multiply by 1.7.

Fixture Lengths & Mounting Locations



	4-Foot Module	8-Foot Module	LSBWE
4-Foot Run	1		1
8-Foot Run		1	1
12-Foot Run	1	1	1
16-Foot Run		2	1
20-Foot Run	1	2	1
24-Foot Run		3	1

Accessories



End Set : LSBWEWH: White
 LSBWEAL: Aluminum
 Order one per run of fixtures.

Job Information

Type:

631 Airport Road, Fall River, MA 02720 • (508) 679-8131 • Fax (508) 674-4710
 We reserve the right to change details of design, materials and finish.
 www.lightolier.com © 2008 Philips Group • C1208