

Ordering Information

Family	Lamps	Length	Shielding	Ballast	Voltage	Finish
LSB	3		A			
	3 = 3-Lamp T5	4 = 4-Foot 8 = 8-Foot	A = Solid	28 = 28W T5 54 = 54W T5 5E = 54W T5 Emergency Pack 2E = 28W T5 Emergency Pack 5D = 54W T5 Dimming	1 = 120 volt 2 = 277 volt	AL = Aluminum WH = White

Complete ordering instructions below.

Features

- Housing:** Extruded aluminum. Die-cast end cap mechanically attached with no exposed fasteners or hardware.
- Lamping:** Three T5, 28 or 54 watt (as specified) fluorescent lamps per 4-Foot nominal section. Provided by others.
- Reflector:** Precision die-formed semi-specular aluminum.

Electrical

Ballast is <10% THD, .98 ballast factor, pre-heat start. 18 gauge wire. Color-coded quick connectors allow ease of connection for joiner modules. Power feed is 18 gauge white SJT. For special circuiting consult factory. Factory installed ballast disconnect allows the ballast to be disconnected from and reconnected to incoming power under load without turning the entire circuit off.

Dimming: 120/277 VAC 1% dimming level, 4 wire feed required.

Emergency Battery Pack: 28 watt: 520 lumens @ 90 minutes, 54 watt: 700 lumens @ 90 minutes.

Mountings

Cable suspension (not shown) - 4-1/2" (11.43cm) diameter canopy finished white enamel, 1/16" (0.16cm) diameter stainless steel aircraft cable adjustable up to 36" (91.44cm). Dual-screw draw-tight connector to create hairline seam between joiner modules.

Finish

Powder coated baked white or aluminum finish. Custom colors available, consult factory.

Options and Accessories

Emergency circuiting; special circuiting; X, T & L joiner blocks - consult factory.

Labels

UL, cUL and I.B.E.W.

Ordering Instructions

Individual Fixtures:

- Order number of MODULES required.
- Order one POWER FEED END SET per MODULE.

Continuous Rows:

- Determine run length.
- Order the appropriate number of MODULES for the complete run.
- Order one POWER FEED END SET per run.
- Order one CABLE ASSEMBLY per MODULE minus one per run.
- For runs that exceed amperage limits, order the appropriate number of CABLE/CORD ASSEMBLIES.

Job Information

Type:

Job Name:

Cat. No.:

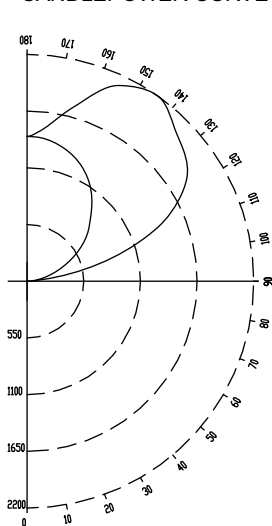
Lamp(s):

Notes:

631 Airport Road, Fall River, MA 02720 • (508) 679-8131 • Fax (508) 674-4710
We reserve the right to change details of design, materials and finish.
www.lightolier.com © 2008 Philips Group • B0908

Performance

CANDLEPOWER CURVE



REPORT NO: LRL 300-1J
CAT NO: LSB34A28
LAMPS: 3 F28T5
LUMENS: 2900
EFFICIENCY: 83.1%

ZONE DEG.	0	22	45	67	90
CANDELAS					
180	1404	1404	1404	1404	1404
175	1399	1409	1432	1465	1464
165	1343	1453	1588	1734	1750
155	1240	1478	1739	2020	2095
145	1081	1459	1868	2165	2200
135	871	1367	1767	1191	2045
125	681	1265	1576	1926	1901
115	443	984	1335	1502	1522
105	229	668	827	836	834
95	60	166	148	127	116
90	17	20	19	18	18
85	0	0	0	0	0
75	0	0	0	0	0
65	0	0	0	0	0
55	0	0	0	0	0
45	0	0	0	0	0
35	0	0	0	0	0
25	0	0	0	0	0
15	0	0	0	0	0
5	0	0	0	0	0
0	0	0	0	0	0

COEFFICIENTS OF UTILIZATION % EFFECTIVE CEILING CAVITY REFLECTANCE

	80			70			50		
	WALL REFLECTANCE								
	70	50	30	70	50	30	50	30	10
0	79	79	79	68	68	68	46	46	46
1	72	69	66	61	59	56	40	39	37
2	66	60	55	56	51	48	35	33	31
3	60	53	47	51	45	41	31	28	26
4	54	46	40	46	40	35	27	24	22
5	50	41	35	42	35	30	24	21	19
6	45	36	30	39	31	26	22	18	16
7	42	32	26	36	28	23	19	16	14
8	39	29	23	33	25	20	17	14	12
9	36	26	21	30	23	18	16	13	10
10	33	24	19	28	21	16	14	11	9

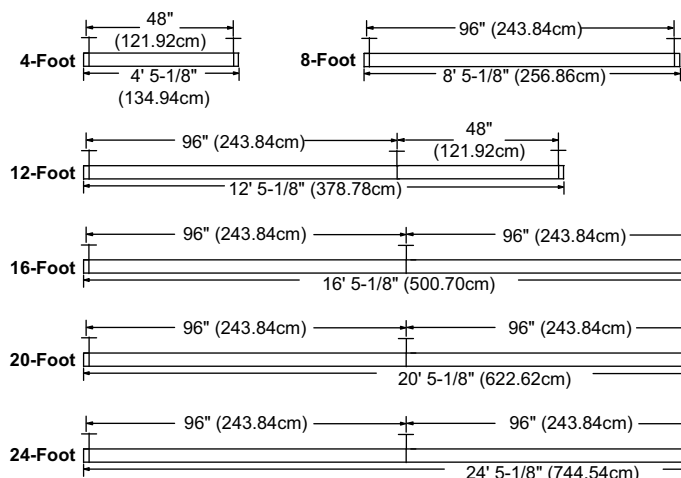
20% FLOOR CAVITY REFLECTANCE

DISTRIBUTION

Zone	Lumens	% Lamp	% Luminaire
0-90	0	0.0	0.0
90-180	7231	83.1	100.0
0-180	7231	83.1	100.0

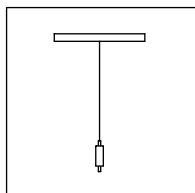
Calculations are for 28 watt T5 lamps, for 54 watt T5 lamps multiply by 1.7

Fixture Lengths & Mounting Locations

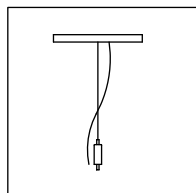


	4-Foot Module	8-Foot Module	Cable/ Assembly	Power Feed End Set
4-Foot Run	1			1
8-Foot Run		1		1
12-Foot Run	1	1	1	1
16-Foot Run		2	1	1
20-Foot Run	1	2	2	1
24-Foot Run		3	2	1

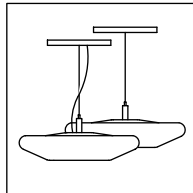
Mounting Accessories



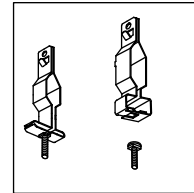
Cable Assembly
Single Cable: **LSBC36**



Cable/Cord Assembly
Single Cable & Cord: **LSBCC36**
Single Cable & 4 Wire Cord*: **LSBCC36X4**



Power Feed End Set
Straight Cord: **LSBEC36WH** (white)
LSBEC36AL (aluminum)
4 Wire Cord*: **LSBEC36WHX4** (white)
LSBEC36ALX4 (aluminum)



Ceiling Grid Kit
CGK
Includes both Standard 1" (254cm)
Tee Bar Clip & Slot Tee Clip

*Use for dimming, switching, and emergency battery packs.

Job Information

Type:

631 Airport Road, Fall River, MA 02720 • (508) 679-8131 • Fax (508) 674-4710
We reserve the right to change details of design, materials and finish.
www.lightolier.com © 2008 Philips Group • B0908