

Ordering Information

Family	Lamps	Length	Shielding	Ballast	Voltage	Finish
LSB	2 2 = 2-Lamp T8	4 = 4-Foot 8 = 8-Foot	D D = Radial Louver	32 = 32W T8 3E = 32W T8 Emergency Pack 3D = 32W T8 Dimming	1 = 120 volt 2 = 277 volt	AL = Aluminum WH = White

Complete ordering instructions below.

Features

- Housing:** Extruded aluminum. Die-cast end cap mechanically attached with no exposed fasteners or hardware.
- Lamping:** Two T8, 32 watt fluorescent lamps per 4-foot nominal section. Provided by others.
- Reflector:** Precision die-formed semi-specular aluminum.
- Radial Louver:** Precision die-formed aluminum straight blade louver, blades are 5/8" (1.59cm) high and 5/8" (1.59cm) O.C.

Electrical

Ballast is <10% THD, .98 ballast factor, pre-heat start. 18 gauge wire. Color-coded quick connectors allow ease of connection for joiner modules. Power feed is 18 gauge white SJT. For special circuiting consult factory. Factory installed ballast disconnect allows the ballast to be disconnected from and reconnected to incoming power under load without turning the entire circuit off.

Dimming: 120/277 VAC 1% dimming level, 4 wire feed required.

Emergency Battery Pack: 32 watt: 450 lumens @ 90 minutes, 4 wire feed required.

Mountings

Cable suspension (not shown) - 4-1/2" (11.43cm) diameter canopy finished white enamel, 1/16" (0.16cm) diameter stainless steel aircraft cable adjustable up to 36" (91.44cm). Dual-screw draw-tight connector to create hairline seam between joiner modules.

Finish

Powder coated baked white or aluminum finish. Custom colors available, consult factory.

Options and Accessories

Emergency circuiting; special circuiting; X, T & L joiner blocks - consult factory.

Labels

UL, cUL and I.B.E.W.

Ordering Instructions

Individual Fixtures:

- Order number of MODULES required.
- Order one POWER FEED END SET per MODULE.

Continuous Rows:

- Determine run length.
- Order the appropriate number of MODULES for the complete run.
- Order one POWER FEED END SET per run.
- Order one CABLE ASSEMBLY per MODULE minus one per run.
- For runs that exceed amperage limits, order the appropriate number of CABLE/CORD ASSEMBLIES.

Job Information

Type:

Job Name:

Cat. No.:

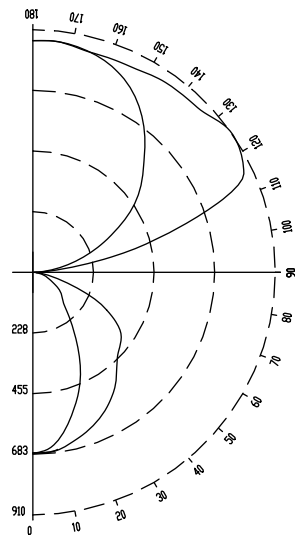
Lamp(s):

Notes:

631 Airport Road, Fall River, MA 02720 • (508) 679-8131 • Fax (508) 674-4710
We reserve the right to change details of design, materials and finish.
www.lightolier.com © 2008 Philips Group • B0908

Performance

CANDLEPOWER CURVE



ZONE DEG.	CANDLEPOWER				
	0	22	45	67	90
180	869	869	869	869	869
175	871	871	873	873	871
165	852	856	858	863	853
155	804	811	828	851	854
145	714	738	790	854	869
135	590	633	746	851	874
125	475	538	731	905	911
115	321	431	690	834	874
105	173	329	496	494	481
95	44	107	93	81	78
90	3	10	14	11	10
85	10	18	23	23	25
75	44	49	52	62	100
65	76	81	91	139	281
55	126	131	156	256	404
45	163	176	228	347	449
35	268	299	359	461	534
25	423	446	486	559	600
15	558	572	593	636	646
5	665	667	672	677	678
0	678	678	678	678	678

COEFFICIENTS OF UTILIZATION % EFFECTIVE CEILING CAVITY REFLECTANCE

	WALL REFLECTANCE								
	80			70			50		
	70	50	30	70	50	30	50	30	10
0	86	86	86	76	76	76	59	59	59
1	78	75	72	70	67	64	52	51	49
2	72	66	61	64	59	55	46	44	41
3	66	58	53	58	52	48	41	38	35
4	60	52	46	54	47	42	37	33	30
5	55	46	40	49	42	36	33	29	26
6	51	42	35	46	38	32	30	26	23
7	47	37	31	42	34	28	27	23	20
8	43	34	28	39	30	25	24	21	18
9	40	31	25	36	28	23	22	18	16
10	38	28	22	34	25	20	20	17	14

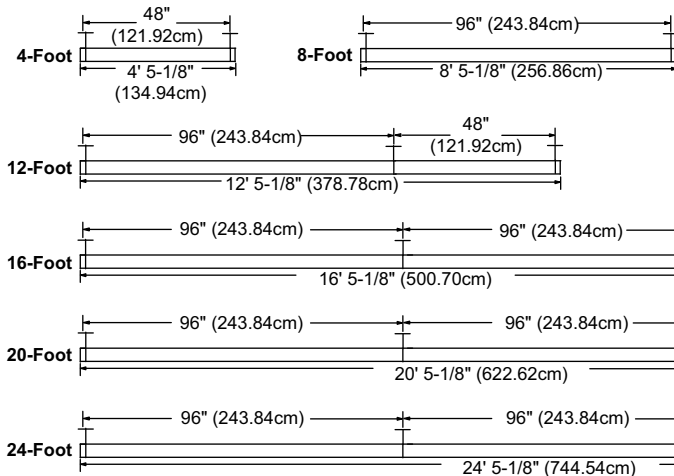
20% FLOOR CAVITY REFLECTANCE

DISTRIBUTION

Zone	Lumens	% Lamp	% Luminaire
0-90	1296	22.3	26.5
90-180	3587	61.9	73.5
0-180	4884	84.2	100.0

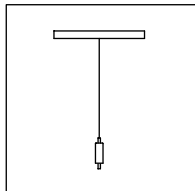
REPORT NO: LRL 300-1T
 CAT NO: LSB24D32
 LAMPS :2 F32T8
 LUMENS: 2900
 EFFICIENCY: 84.2%

Fixture Lengths & Mounting Locations

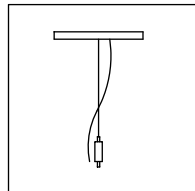


	4-Foot Module	8-Foot Module	Cable/Assembly	Power Feed End Set
4-Foot Run	1			1
8-Foot Run		1		1
12-Foot Run	1	1	1	1
16-Foot Run		2	1	1
20-Foot Run	1	2	2	1
24-Foot Run		3	2	1

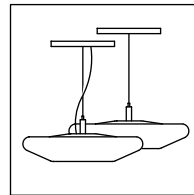
Mounting Accessories



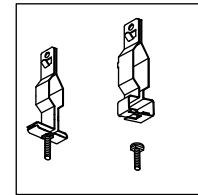
Cable Assembly
 Single Cable: **LSBC36**



Cable/Cord Assembly
 Single Cable & Cord: **LSBCC36**
 Single Cable & 4 Wire Cord*: **LSBCC36X4**



Power Feed End Set
 Straight Cord: **LSBEC36WH** (white)
LSBEC36AL (aluminum)
 4 Wire Cord*: **LSBEC36WHX4** (white)
LSBEC36ALX4 (aluminum)



Ceiling Grid Kit
CGK
 Includes both Standard 1" (254cm) Tee Bar Clip & Slot Tee Clip

*Use for dimming, switching, and emergency battery packs.

Job Information

Type:

631 Airport Road, Fall River, MA 02720 • (508) 679-8131 • Fax (508) 674-4710
 We reserve the right to change details of design, materials and finish.
 www.lightolier.com © 2008 Philips Group • B0908