

Module Ordering Information

Style	Series	Type	Lamps	Length	Ballast	Options
LP	1	A	3T8 3T8 = 3-F32T8	4 = 4-Foot 8 = 8-Foot 12 = 12-Foot	U = Universal Voltage E = Emergency Pack D1 = Dimming 120v D2 = Dimming 277v	Blank = No Options DS = A-B Switch X4 = 4 Wire for Dimming & Switched Emergency

Complete ordering instructions below.

Features

- Housing:** 18 gauge steel. Die-formed steel end cap with concealed access holes for through wiring. No exposed fasteners or hardware.
- Lamping:** Three T8 32 watt fluorescent lamps per 4-foot section. Center lamp is mounted diagonally. Provided by others.
- Reflector:** Precision die-formed CRS painted high reflectance white.

Electrical

Ballast is universal voltage, <10% THD, .88 ballast factor, instant start. 3 conductor, 18 gauge wire. Color-coded quick connectors allow ease of connection for joiner modules. For special circuiting consult factory. Cord is 18/3 SJT. Factory installed ballast disconnect allows the ballast to be disconnected from and reconnected to incoming power under load without turning the entire circuit off.

Dimming: 120/277 VAC 1% dimming level, 4 wire feed required.

Emergency Battery Pack: 32 watt: 450 lumens @ 90 minutes.

Mountings

Cable Suspension (not shown) - 4-1/2" (11.43cm) diameter flat canopy finished white enamel, 1/16" (0.16cm) diameter stainless steel aircraft cable adjustable up to 36" (91.44cm) without cutting.

Options

Dual Switching: Order the DS option for separate row switching. DS option automatically ships with the X4 option included.

4 Wire: Order X4 modules for remainder of the run when using dimming and/or switched emergency battery pack modules. Also, order the 4 Wire Cord Power Feed End Sets (LP1EC36X4) when using 4 Wire Modules.

Emergency Circuiting: Special circuiting - consult factory.

Ordering Information

Individual Fixtures:

- Order number of MODULES required.
- Order one POWER FEED END SET per MODULE.

Continuous Rows:

- Determine run length.
- Order the appropriate number of MODULES for the complete run.
- Order one POWER FEED END SET per run.
- Order one CABLE ASSEMBLY per MODULE minus one per run.
- For runs that exceed amperage limits, order the appropriate number of SINGLE CABLE & CORD FEEDS.

Finish

Powder coated baked white enamel. Custom colors available, consult factory.

Labels

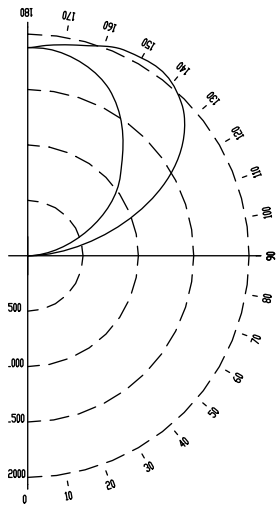
UL, cUL and I.B.E.W.

Job Information	Type:
Job Name:	
Cat. No.:	
Lamp(s):	
Notes:	

631 Airport Road, Fall River, MA 02720 • (508) 679-8131 • Fax (508) 674-4710
 We reserve the right to change details of design, materials and finish.
 www.lightolier.com © 2008 Philips Group • B0908

Performance

CANDLEPOWER CURVE



REPORT NO: LRL 300-1W
 CAT NO: LP1A3T84U
 LAMPS: 3 F32T8
 LUMENS: 2900
 EFFICIENCY: 84.3%

ZONE DEG.	CANDLEPOWER				
	22	45	67	90	
	CANDELAS				
180	1878	1878	1878	1878	1878
175	1875	1880	1893	1915	1905
165	1814	1864	1906	1969	1964
155	1692	1793	1886	2025	2050
145	1474	1648	1803	2020	2065
135	1204	1443	1666	1924	1960
125	967	1266	1544	1752	1699
115	658	1041	1205	1252	1256
105	355	674	697	704	705
95	95	199	195	196	197
90	29	39	26	27	27
85	0	0	0	0	0
75	0	0	0	0	0
65	0	0	0	0	0
55	0	0	0	0	0
45	0	0	0	0	0
35	0	0	0	0	0
25	0	0	0	0	0
15	0	0	0	0	0
5	0	0	0	0	0
0	0	0	0	0	0

COEFFICIENTS OF UTILIZATION % EFFECTIVE CEILING CAVITY REFLECTANCE

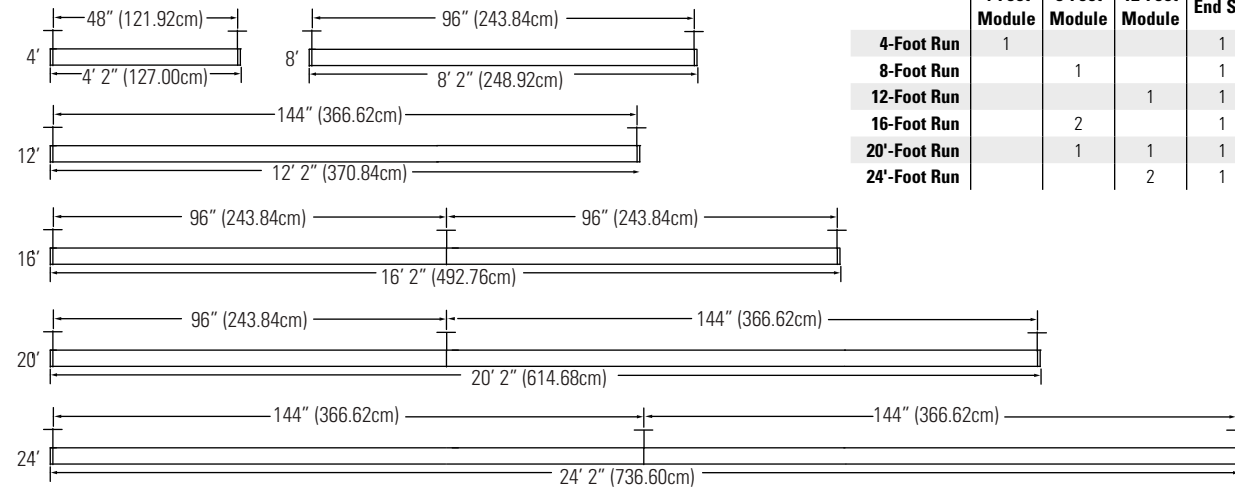
ROOM CAVITY RATIO	WALL REFLECTANCE								
	80			70			50		
	70	50	30	70	50	30	50	30	10
0	80	80	80	69	69	69	47	47	47
1	73	70	67	62	60	57	41	39	38
2	66	61	56	57	52	48	36	33	31
3	61	53	48	51	46	41	31	29	26
4	55	47	41	47	40	35	28	25	22
5	50	41	35	43	36	30	25	21	19
6	46	37	31	39	32	26	22	19	16
7	42	33	27	36	28	23	20	16	14
8	39	30	24	33	25	20	18	14	12
9	36	27	21	31	23	18	16	13	11
10	34	24	19	29	21	16	15	11	9

20% FLOOR CAVITY REFLECTANCE

DISTRIBUTION

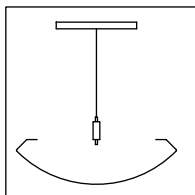
Zone	Lumens	% Lamp	% Luminaire
0-90	0	0.0	0.0
90-180	7333	84.3	100.0
0-180	7333	84.3	100.0

Fixture Lengths & Mounting Locations

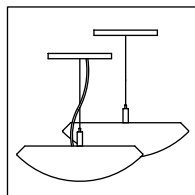


	4-Foot Module	8-Foot Module	12-Foot Module	End Set	Cable/Joiner
4-Foot Run	1			1	
8-Foot Run		1		1	
12-Foot Run			1	1	
16-Foot Run		2		1	1
20-Foot Run		1	1	1	1
24-Foot Run			2	1	1

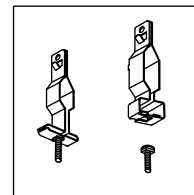
Mounting Accessories



Cable/Joiner Assembly
 Standard Cable Length is 36" (91.44cm)
 Single Cable: **LP1C36**
 Single Cable & Cord: **LP1CC36**
 Single Cable & 4 Wire Cord: **LP1CC36X4**



Power Feed End Set
 Standard Cable Length is 36" (91.44cm)
 Straight Cord: **LP1EC36** 4 Wire Cord*: **LP1EC36X4**
 * use for dimming and/or emergency battery packs



Ceiling Grid Kit CGK
 Includes both Standard 1" (2.54cm) Tee Bar Clip & Slot Tee Clip

Job Information Type:

631 Airport Road, Fall River, MA 02720 • (508) 679-8131 • Fax (508) 674-4710
 We reserve the right to change details of design, materials and finish.
 www.lightolier.com © 2008 Philips Group • B0908