

### Ordering Information

Type	Lamps	Length	Shielding	Ballast	Voltage	Finish
<b>LSBW</b>	<b>2</b> 2 = 2-Lamp T8	<b>4</b> = 4-Foot <b>8</b> = 8-Foot	<b>A</b> A = Solid	<b>32</b> = 32W T8 <b>3E</b> = 32W T8 Emergency Pack <b>3D</b> = 32W T8 Dimming	<b>1</b> = 120 Volt <b>2</b> = 277 Volt	<b>AL</b> = Aluminum <b>WH</b> = White

Complete ordering instructions below.

### Features

- Housing:** Extruded aluminum. Die-cast end cap mechanically attached with no exposed fasteners or hardware.
- Lamping:** Two T8, 32 watt fluorescent lamps per 4-foot nominal section. Provided by others.
- Reflector:** Precision die-formed, semi-specular aluminum.

### Electrical

**Ballast** - <10% T.H.D., .98 ballast factor, pre-heat start. 18 gauge wire. Color-coded quick connectors allow ease of connection for joiner modules. For special circuiting, consult factory. Factory installed ballast disconnect allows the ballast to be disconnected from and reconnected to incoming power under load without turning the entire circuit off.

**Dimming** - 120/277 VAC, 1% dimming level.

**Emergency Battery Pack** - 32 Watt: 450 Lumens @ 90 min.

### Mountings

Dual-screw, draw-tight connector to create hairline seam between joiner modules.

### Finish

Powder coated baked white or aluminum finish.  
Custom colors available, consult factory.

### Labels

UL, cUL and I.B.E.W.

### Ordering Instructions

#### Individual Fixtures:

- Order number of MODULES required.
- Order one END SET per MODULE.

#### Continuous Rows:

- Determine run length.
- Order the appropriate number of MODULES to complete the run.
- Order one END SET per run.

### Job Information

### Type:

**Job Name:**

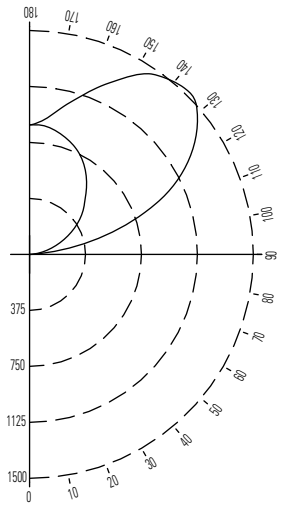
**Cat. No.:**

**Lamp(s):**

**Notes:**

631 Airport Road, Fall River, MA 02720 • (508) 679-8131 • Fax (508) 674-4710  
We reserve the right to change details of design, materials and finish.  
www.lightolier.com © 2008 Philips Group • B0908

### Performance Distribution is Symmetrical Candlepower Curve



ZONE DEG.	Candlepower Summary				
	0	22	45	67	90
180	868	868	868	868	868
175	869	872	882	891	896
165	830	882	968	1045	1055
155	764	883	1061	1212	1268
145	659	861	1143	1387	1469
135	527	799	1194	1463	1526
125	412	747	1191	1382	1358
115	272	674	960	1022	1046
105	140	478	588	582	573
95	35	131	112	105	100
90	6	10	10	9	9
85	0	0	0	0	0
75	0	0	0	0	0
65	0	0	0	0	0
55	0	0	0	0	0
45	0	0	0	0	0
35	0	0	0	0	0
25	0	0	0	0	0
15	0	0	0	0	0
5	0	0	0	0	0
0	0	0	0	0	0

### COEFFICIENTS OF UTILIZATION

	% EFFECTIVE CEILING CAVITY REFLECTANCE								
	80			70			50		
	70	50	30	70	50	30	50	30	10
0	79	79	79	68	68	68	46	46	46
1	72	69	66	61	59	56	40	39	37
2	65	60	55	56	51	48	35	33	31
3	60	53	47	51	45	41	31	28	26
4	54	46	40	46	40	35	27	24	22
5	50	41	35	42	35	30	24	21	19
6	45	36	30	39	31	26	22	18	16
7	42	32	26	36	28	23	19	16	14
8	39	29	23	33	25	20	17	14	12
9	36	26	21	30	23	18	16	13	10
10	33	24	19	28	21	16	14	11	9

### 20% FLOOR CAVITY REFLECTANCE

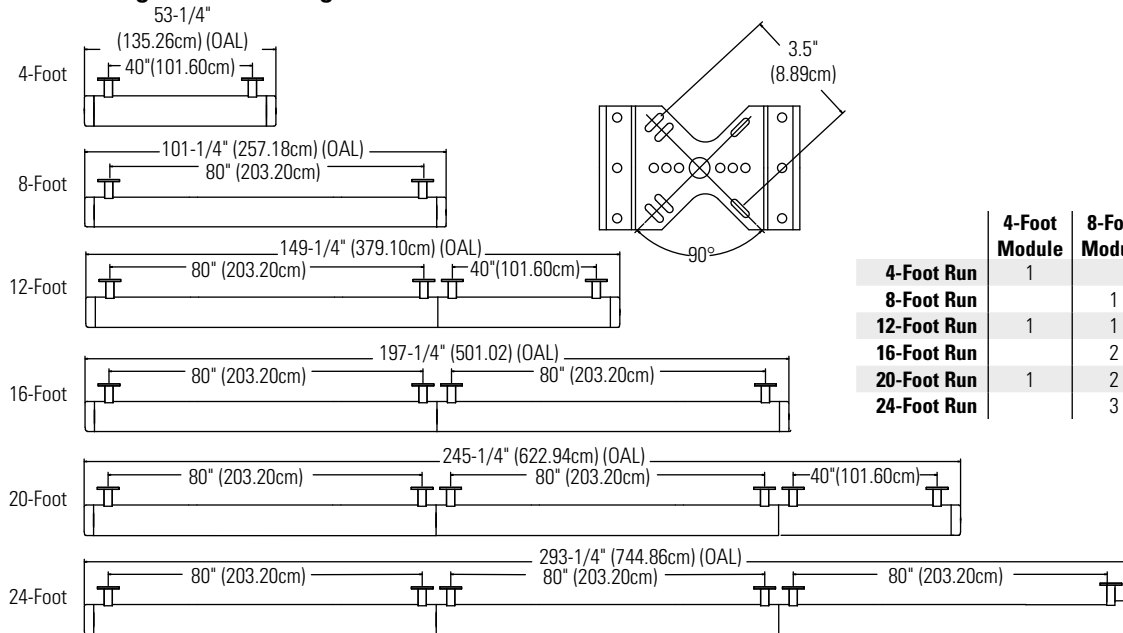
### ZONAL LUMEN SUMMARY

ZONE	LUMENS	% BARELAMP	% LUMINAIRE
0 - 90	0	0.0	0.0
90 - 180	4816	83.0	100.0
0 - 180	4816	83.0	100.0

Report No: LRL 300-1V  
 Cat No: LSB24A32  
 Lamps: 2 F32T8  
 Lumens: 2900  
 Efficiency: 83%

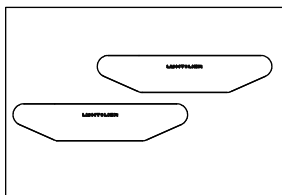
Calculations are for 28 watt T5 lamps. For 54 watt T5 lamps, multiply by 1.7.

### Fixture Lengths & Mounting Locations



	4-Foot Module	8-Foot Module	LSBWE
4-Foot Run	1		1
8-Foot Run		1	1
12-Foot Run	1	1	1
16-Foot Run		2	1
20-Foot Run	1	2	1
24-Foot Run		3	1

### Accessories



End Set : LSBWEWH: White  
 LSBWEAL: Aluminum  
 Order one per run of fixtures.

### Job Information Type:

631 Airport Road, Fall River, MA 02720 • (508) 679-8131 • Fax (508) 674-4710  
 We reserve the right to change details of design, materials and finish.  
 www.lightolier.com © 2008 Philips Group • B0908