

Ordering Information

Type	Lamps	Length	Shielding	Ballast	Voltage	Finish
LSBW	3 3 = 3-Lamp T5	4 = 4-Foot 8 = 8-Foot	B B = Pierced	28 = 28W T5 54 = 54W T5 5E = 54W T5 Emergency Pack 2E = 28W T5 Emergency Pack 5D = 54W T5 Dimming	1 = 120 Volt 2 = 277 Volt	AL = Aluminum WH = White

Complete ordering instructions below.

Features

- Housing:** Extruded aluminum. Die-cast end cap mechanically attached with no exposed fasteners or hardware.
- Lamping:** Three T5, 28 or 54 watt (as specified) fluorescent lamps per 4-foot nominal section. Provided by others.
- Reflector:** Precision die-formed, semi-specular aluminum.
- Shielding:** Precision die-formed, pierced 20 gauges CRS Piercing is four rows that extend the entire length of the lamps. The pattern is 5/8" (1.59cm) x 1/16" (0.16cm) slot with a 3/16" (0.48cm) separation between rows.

Electrical

Ballast - <10% T.H.D., .98 ballast factor, pre-heat start. 18 gauge wire. Color-coded quick connectors allow ease of connection for joiner modules. For special circuiting, consult factory. Factory installed ballast disconnect allows the ballast to be disconnected from and reconnected to incoming power under load without turning the entire circuit off.

Dimming - 120/277 VAC, 1% dimming level.

Emergency Battery Pack - 28 Watt: 520 Lumens @ 90 min.
54 Watt: 700 Lumens @ 90 min.
4 wire feed required.

Mountings

Dual-screw, draw-tight connector to create hairline seam between joiner modules.

Finish

Powder coated baked white or aluminum finish.
Custom colors available, consult factory.

Labels

UL, cUL and I.B.E.W.

Ordering Instructions

Individual Fixtures:

- Order number of MODULES required.
- Order one END SET per MODULE.

Continuous Rows:

- Determine run length.
- Order the appropriate number of MODULES to complete the run.
- Order one END SET per run.

Job Information

Type:

Job Name:

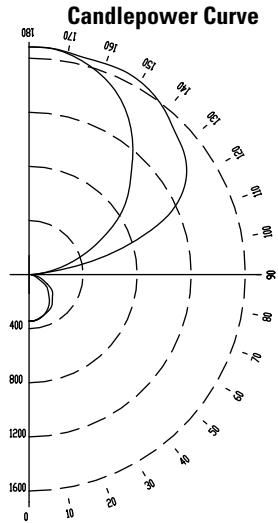
Cat. No.:

Lamp(s):

Notes:

631 Airport Road, Fall River, MA 02720 • (508) 679-8131 • Fax (508) 674-4710
We reserve the right to change details of design, materials and finish.
www.lightolier.com © 2008 Philips Group • B0908

Performance



ZONE DEG.	0	22	45	67	90
		CANDELAS			
180	1683	1683	1683	1683	1683
175	1681	1678	1678	1682	1682
165	1618	1625	1639	1668	1655
155	1504	1527	1571	1647	1661
145	1315	1380	1469	1593	1617
135	1070	1171	1305	1478	1516
125	853	988	1180	1443	1422
115	566	759	1006	1167	1195
105	296	531	673	669	667
95	74	132	108	83	80
90	16	21	18	16	16
85	19	25	23	23	26
75	44	49	51	70	81
65	79	91	104	125	133
55	161	166	186	207	209
45	204	207	223	240	244
35	261	263	269	287	289
25	302	302	305	309	310
15	331	330	332	331	328
5	344	344	348	344	344
0	344	344	344	344	344

COEFFICIENTS OF UTILIZATION

% EFFECTIVE CEILING CAVITY REFLECTANCE

	80			70			50		
	70	50	30	70	50	30	50	30	10
0	79	79	79	70	70	70	51	51	51
1	72	69	66	63	60	58	44	43	42
2	66	60	56	57	53	49	39	36	34
3	60	53	47	52	46	42	34	31	29
4	55	47	41	48	41	36	30	27	24
5	50	41	35	44	36	31	27	23	21
6	46	37	31	40	32	27	24	21	18
7	42	33	27	37	29	24	22	18	16
8	39	30	24	34	26	21	20	16	14
9	36	27	21	32	24	19	18	14	12
10	34	24	19	29	22	17	16	13	11

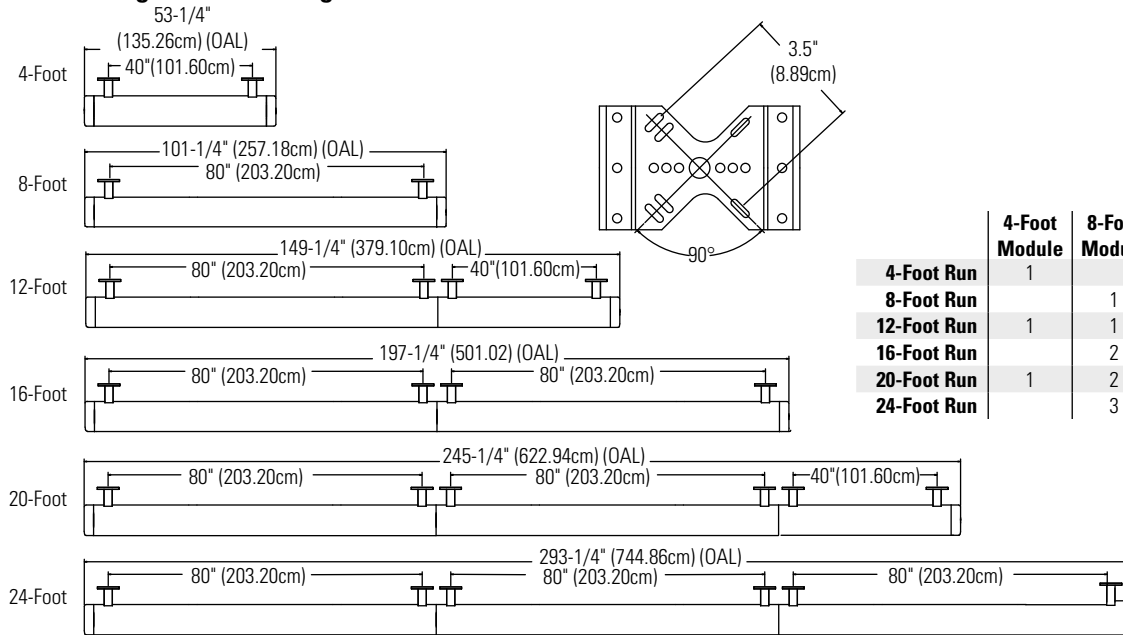
20% FLOOR CAVITY REFLECTANCE

ZONAL LUMEN SUMMARY

ZONE	LUMENS	% BARELAMP	% LUMINAIRE
0 - 90	971	11.0	14.0
90 - 180	6022	69.0	86.0
0 - 180	6993	80.0	100.0

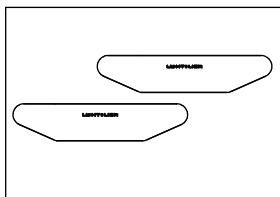
Report No: LRL 300-1L
Cat No: LSB34B28
Lamps: 3 F28T5
Lumens: 2900
Efficiency: 80%

Fixture Lengths & Mounting Locations



	4-Foot Module	8-Foot Module	LSBWE
4-Foot Run	1		1
8-Foot Run		1	1
12-Foot Run	1	1	1
16-Foot Run		2	1
20-Foot Run	1	2	1
24-Foot Run		3	1

Accessories



End Set : LSBWEWH: White
 LSBWEAL: Aluminum
 Order one per run of fixtures.

Job Information Type:

631 Airport Road, Fall River, MA 02720 • (508) 679-8131 • Fax (508) 674-4710
 We reserve the right to change details of design, materials and finish.
 www.lightolier.com © 2008 Philips Group • B0908