

## Ordering Information

Family	Lamps	Length	Shielding	Ballast	Voltage	Finish
<b>LSB</b>	<b>1</b>		<b>A</b>			
	1 = 1-Lamp T5	4 = 4-Foot 8 = 8-Foot	A = Solid	28 = 28W T5 54 = 54W T5 5E = 54W T5 Emergency Pack 2E = 28W T5 Emergency Pack 5D = 54W T5 Dimming	1 = 120 volt 2 = 277 volt	AL = Aluminum WH = White

Complete ordering instructions below.

## Features

- Housing:** Extruded aluminum. Die-cast end-cap mechanically attached with no exposed fasteners or hardware.
- Lamping:** One T5, 28 or 54 watt (as specified) fluorescent lamp per 4-Foot nominal section. Provided by others.
- Reflector:** Precision die-formed semi-specular aluminum.

## Electrical

Ballast is <10% THD, .98 ballast factor, pre-heat start. 18 gauge wire. Color-coded quick connectors allow ease of connection for joiner modules. Power feed is 18 gauge white SJT. For special circuiting consult factory. Factory installed ballast disconnect allows the ballast to be disconnected from and reconnected to incoming power under load without turning the entire circuit off.

**Dimming:** 120/277 VAC 1% dimming level, 4 wire feed required.

**Emergency Battery Pack:** 28 watt: 520 lumens @ 90 minutes, 54 watt: 700 lumens @ 90 minutes.

## Mountings

Cable suspension (not shown) - 4-1/2" (11.43cm) diameter canopy finished white enamel, 1/16" (0.16cm) diameter stainless steel aircraft cable adjustable up to 36" (91.44cm). Dual-screw draw-tight connector to create hairline seam between joiner modules.

## Finish

Powder coated baked white or aluminum finish. Custom colors available, consult factory.

## Options and Accessories

Emergency circuiting; special circuiting; X, T & L joiner blocks - consult factory.

## Labels

UL, cUL and I.B.E.W.

## Ordering Instructions

### Individual Fixtures:

- Order number of MODULES required.
- Order one POWER FEED END SET per MODULE.

### Continuous Rows:

- Determine run length.
- Order the appropriate number of MODULES for the complete run.
- Order one POWER FEED END SET per run.
- Order one CABLE ASSEMBLY per MODULE minus one per run.
- For runs that exceed amperage limits, order the appropriate number of CABLE/CORD ASSEMBLIES.

## Job Information

## Type:

**Job Name:**

**Cat. No.:**

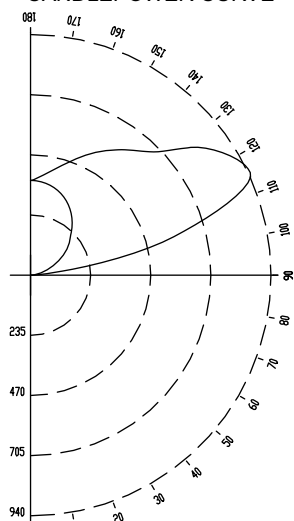
**Lamp(s):**

**Notes:**

631 Airport Road, Fall River, MA 02720 • (508) 679-8131 • Fax (508) 674-4710  
We reserve the right to change details of design, materials and finish.  
www.lightolier.com © 2008 Philips Group • B0908

## Performance

### CANDLEPOWER CURVE



REPORT NO: LRL 300-1Q  
CAT NO: LSB14A28  
LAMPS: 1 F28T5  
LUMENS: 2900  
EFFICIENCY: 89.2%

ZONE DEG.	CANDLEPOWER				
	0	22	45	67	90
CANDELAS					
180	370	370	370	370	370
175	369	372	377	384	385
165	353	374	406	438	438
155	326	370	437	499	519
145	280	356	466	565	598
135	222	323	482	627	681
125	172	300	529	799	859
115	109	267	635	881	948
105	53	571	556	579	580
95	14	106	77	57	56
90	3	4	5	5	5
85	0	0	0	0	0
75	0	0	0	0	0
65	0	0	0	0	0
55	0	0	0	0	0
45	0	0	0	0	0
35	0	0	0	0	0
25	0	0	0	0	0
15	0	0	0	0	0
5	0	0	0	0	0
0	0	0	0	0	0

### COEFFICIENTS OF UTILIZATION % EFFECTIVE CEILING CAVITY REFLECTANCE

		80			70			50		
		% WALL REFLECTANCE								
ROOM CAVITY RATIO		70	50	30	70	50	30	50	30	10
	0	85	85	85	73	73	73	50	50	50
	1	77	74	70	66	63	60	43	42	40
	2	70	64	59	60	55	51	38	35	33
	3	64	56	51	54	48	44	33	30	28
	4	58	50	43	50	43	37	29	26	23
	5	53	44	37	45	38	32	26	23	20
	6	49	39	32	41	33	28	23	20	17
	7	45	35	28	38	30	25	21	17	15
	8	41	31	25	35	27	22	19	15	13
	9	38	28	22	33	24	19	17	14	11
10	36	26	20	30	22	17	15	12	10	

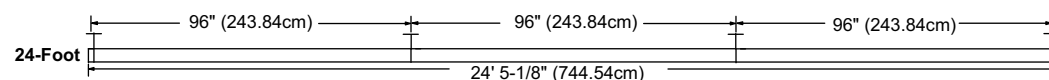
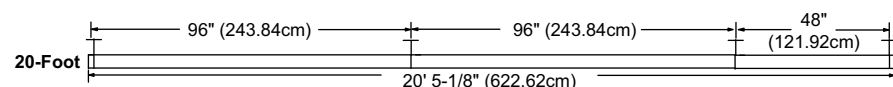
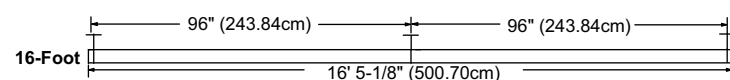
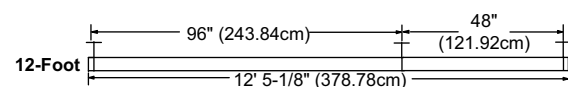
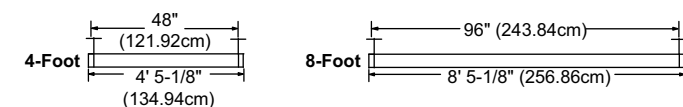
### 20% FLOOR CAVITY REFLECTANCE

### DISTRIBUTION

Zone	Lumens	% Lamp	% Luminaire
0-90	0	0.0	0.0
90-180	2588	89.2	100.0
0-180	2588	89.2	100.0

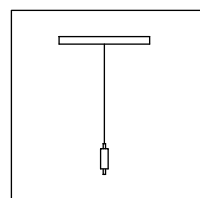
Calculations are for 28 watt T5 lamps, for 54 watt T5 lamps multiply by 1.7

## Fixture Lengths & Mounting Locations



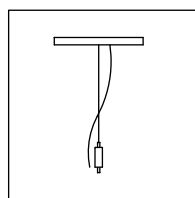
	4-Foot Module	8-Foot Module	Cable/ Assembly	Power Feed End Set
4-Foot Run	1			1
8-Foot Run		1		1
12-Foot Run	1	1	1	1
16-Foot Run		2	1	1
20-Foot Run	1	2	2	1
24-Foot Run		3	2	1

## Mounting Accessories



**Cable Assembly**

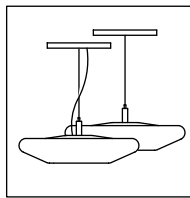
Single Cable: **LSBC36**



**Cable/Cord Assembly**

Single Cable & Cord: **LSBCC36**

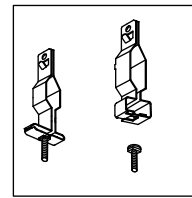
Single Cable & 4 Wire Cord\*: **LSBCC36X4**



**Power Feed End Set**

Straight Cord: **LSBEC36WH** (white)  
**LSBEC36AL** (aluminum)

4 Wire Cord\*: **LSBEC36WHX4** (white)  
**LSBEC36ALX4** (aluminum)



**Ceiling Grid Kit**

**CGK**

Includes both Standard 1" (254cm)  
Tee Bar Clip & Slot Tee Clip

\*Use for dimming, switching, and emergency battery packs.

## Job Information

## Type:

631 Airport Road, Fall River, MA 02720 • (508) 679-8131 • Fax (508) 674-4710  
We reserve the right to change details of design, materials and finish.  
www.lightolier.com © 2008 Philips Group • B0908