

Half Scale

### Ordering Information

Family	Lamps	Length	Shielding	Ballast	Voltage	Finish
<b>LSB</b>	<b>2</b> 2 = 2-Lamp T8	<b>4</b> = 4-Foot <b>8</b> = 8-Foot	<b>C</b> C = Parabolic Louver	<b>32</b> = 32W T8 <b>3E</b> = 32W T8 Emergency Pack <b>3D</b> = 32W T8 Dimming	<b>1</b> = 120 volt <b>2</b> = 277 volt	<b>AL</b> = Aluminum <b>WH</b> = White

Complete ordering instructions below.

### Features

- Housing:** Extruded aluminum. Die-cast end cap mechanically attached with no exposed fasteners or hardware.
- Lamping:** Two T8, 32 watt fluorescent lamps per 4-foot section. Provided by others.
- Reflector:** Precision die-formed semi-specular aluminum.
- Louvers:** Parabolic louver, low-iridescent semi-specular anodized aluminum, 41° shielding lengthwise, blades are 1-1/3" (3.39cm) high and 2" (5.08cm) O.C. Louver frame is extruded aluminum and finished to match housing.

### Electrical

Ballast is <10% THD, .98 ballast factor, instant start. 18 gauge wire. Color-coded quick connectors allow ease of connection for joiner modules. Power feed is 18 gauge white SJT. For special circuiting consult factory. Factory installed ballast disconnect allows the ballast to be disconnected from and reconnected to incoming power under load without turning the entire circuit off.

**Dimming:** 120/277 VAC 1% dimming level, 4 wire feed required.

**Emergency Battery Pack:** 32 watt: 450 lumens @ 90 minutes, 4 wire feed required.

### Mountings

Cable suspension (not shown) - 4-1/2" (11.43cm) diameter canopy finished white enamel, 1/16" (0.16cm) diameter stainless steel aircraft cable adjustable up to 36" (91.44cm). Dual-screw draw-tight connector to create hairline seam between joiner modules.

### Finish

Powder coated baked white or aluminum finish. Custom colors available, consult factory.

### Options and Accessories

Emergency circuiting; special circuiting; X, T & L joiner blocks - consult factory.

### Labels

UL, cUL and I.B.E.W.

### Ordering Instructions

#### Individual Fixtures:

- Order number of MODULES required.
- Order one POWER FEED END SET per MODULE.

#### Continuous Rows:

- Determine run length.
- Order the appropriate number of MODULES for the complete run.
- Order one POWER FEED END SET per run.
- Order one CABLE ASSEMBLY per MODULE minus one per run.
- For runs that exceed amperage limits, order the appropriate number of CABLE/CORD ASSEMBLIES.

### Job Information

### Type:

**Job Name:**

**Cat. No.:**

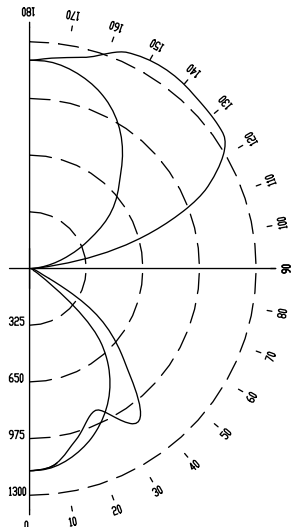
**Lamp(s):**

**Notes:**

631 Airport Road, Fall River, MA 02720 • (508) 679-8131 • Fax (508) 674-4710  
We reserve the right to change details of design, materials and finish.  
www.lightolier.com © 2008 Philips Group • B0908

## Performance

### CANDLEPOWER CURVE



REPORT NO: LRL 300-1U  
 CAT NO: LSB24C32  
 LAMPS: 2 F32T8  
 LUMENS: 2900  
 EFFICIENCY: 84.1%

ZONE DEG.	CANDLEPOWER				
	0	22	45	67	90
180	782	782	782	782	782
175	782	785	791	796	799
165	751	775	809	843	844
155	693	743	818	886	906
145	601	685	803	916	961
135	480	597	771	939	988
125	378	514	765	961	983
115	246	420	697	837	874
105	127	325	493	483	471
95	33	107	93	84	82
90	0	0	0	0	0
85	1	1	4	2	2
75	3	5	6	5	6
65	4	5	11	34	40
55	62	95	227	349	382
45	319	319	388	524	597
35	451	441	426	444	454
25	556	547	534	538	534
15	626	625	615	612	607
5	665	665	667	664	664
0	667	667	667	667	667

### COEFFICIENTS OF UTILIZATION % EFFECTIVE CEILING CAVITY REFLECTANCE

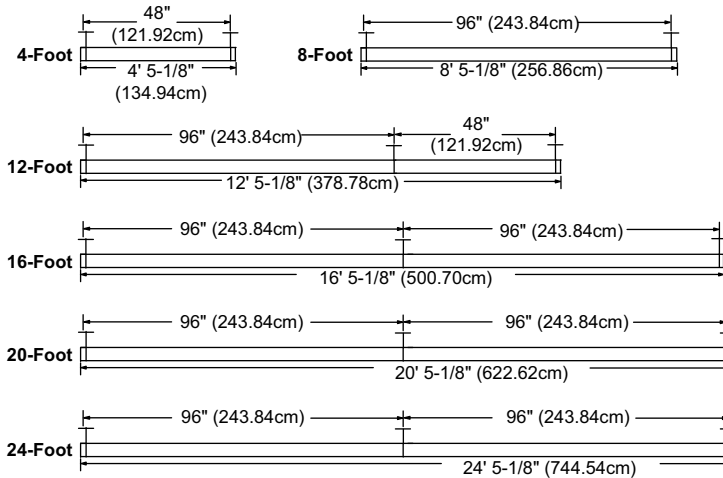
	WALL REFLECTANCE								
	80			70			50		
	70	50	30	70	50	30	50	30	10
0	86	86	86	76	76	76	59	59	59
1	79	75	73	70	68	65	53	52	50
2	72	67	63	65	60	57	48	45	43
3	67	60	54	60	54	49	43	40	37
4	61	53	47	55	48	43	39	35	32
5	56	48	42	51	43	38	35	31	28
6	52	43	37	47	39	34	31	28	25
7	48	39	32	43	35	30	28	25	22
8	44	35	29	40	32	26	26	22	19
9	41	32	26	37	29	24	23	20	17
10	38	28	23	34	26	21	21	17	15

### 20% FLOOR CAVITY REFLECTANCE

### DISTRIBUTION

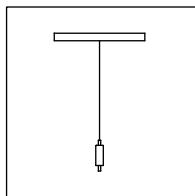
Zone	Lumens	% Lamp	% Luminaire
0-90	1317	22.7	27.0
90-180	3564	61.4	73.0
0-180	4880	84.1	100.0

## Fixture Lengths & Mounting Locations

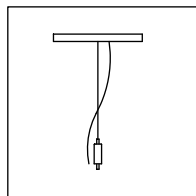


	4-Foot Module	8-Foot Module	Cable/Assembly	Power Feed End Set
4-Foot Run	1			1
8-Foot Run		1		1
12-Foot Run	1	1	1	1
16-Foot Run		2	1	1
20-Foot Run	1	2	2	1
24-Foot Run		3	2	1

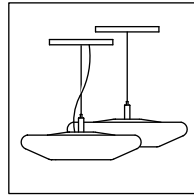
## Mounting Accessories



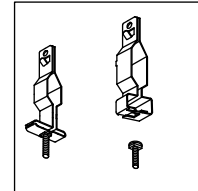
**Cable Assembly**  
Single Cable: **LSBC36**



**Cable/Cord Assembly**  
Single Cable & Cord: **LSBCC36**  
Single Cable & 4 Wire Cord\*: **LSBCC36X4**



**Power Feed End Set**  
Straight Cord: **LSBEC36WH** (white)  
**LSBEC36AL** (aluminum)  
4 Wire Cord\*: **LSBEC36WHX4** (white)  
**LSBEC36ALX4** (aluminum)



**Ceiling Grid Kit**  
**CGK**  
Includes both Standard 1" (2.54cm) Tee Bar Clip & Slot Tee Clip

\*Use for dimming, switching, and emergency battery packs.

## Job Information **Type:**

631 Airport Road, Fall River, MA 02720 • (508) 679-8131 • Fax (508) 674-4710  
 We reserve the right to change details of design, materials and finish.  
 www.lightolier.com © 2008 Philips Group • B0908