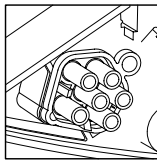


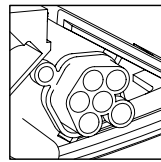
Feature Specifications

Electrical

Connections: Wiring is via 18 gauge wire. All electrical connections for standard configurations are plug-and-play via 6-wire cannon plug connections. Connections are seated in end castings of fixtures, allowing for simultaneous mechanical/ electrical coupling. Connectors are male/female therefore modules must be installed male to female, starting from the power feed end set.



Male



Female

All static ballasts have the following features:

- Electronic
- High Power Factor
- Class A sound rating
- Metal can

Emergency Battery Pack: Emergency Battery packs are designed to operate when normal building power is interrupted. The battery packs operate for a minimum of 90 minutes without any power via a rechargeable battery source. The pack does not utilize the standard static ballast for any of its operation since the pack carries its own pseudo ballast. For this reason, Lightolier does not recommend remote mounting EM Packs because all of the socket wiring would need to carry throughout the powerfeed end set. The EM batteries, even in their largest, most expensive form, operate the fluorescent lamps at only half the lamp rated output. Emergency battery packs are available in the following outputs:

- 450 Lumens (Standard)
- 635 Lumens
- 1100 Lumens
- 1375 Lumens

Emergency battery packs can be used for emergency egress lighting since all listed packs operate for a minimum of 90 minutes, or can be used as momentary lighting for emergency circuit power transitions. Smaller packs are recommended for this purpose.

Dimming: T8 and T5HO lamps are dimmed with two wire ballasts. T8 lamps can be dimmed down to 5% and T5HO lamps can be dimmed down to 1%. T5 lamps require 5-wire dimming ballasts and can be dimmed down to 1%. A 5-wire power feed will be required for T5 (non-HO) dimming.

Factory installed ballast disconnect allows the ballast to be disconnected from and reconnected to incoming power under load without turning the entire circuit off.

Labels Included

UL, cUL, and IBEW

Features

- 1. Housing:** 18 gauge steel. 6" (15.24cm) cast aluminum end caps. No exposed fasteners or hardware.
- 2. Lamping:** 3 T8 fluorescent lamps per 4' (121.92cm) section. Lamps by Lightolier as an option, see ordering information.
- 3. Reflector:** Precision die-formed premium anti-iridescent, highly reflective aluminum.
- 4. Louver:** Parabolic louver, low-iridescent semi-specular anodized aluminum, 25 degree shielding lengthwise. Blades are spaced 2.3" (5.84cm) O.C with a radius that matches the housing. 1" (2.54cm) tall louver attaches to housing.
- 5. Optional Slotted Top Reflector:** Precision die-formed anti-iridescent, highly reflective aluminum.

Mountings

Cable suspension is on 48" (121.92cm) and 96" (243.84cm) centers and consists of a 4 1/2" (11.43cm) diameter canopy finished white enamel. A 1/16" (0.16cm) diameter stainless steel aircraft cable accomplishes suspension and is adjustable from 12" (30.48cm) to 36" (91.44cm). Power feed is 18-gauge SJT silver braided cord with a clear jacket. For special circuiting consult factory.

Finish

Powder coated, baked enamel, white or aluminum, as specified. Custom colors available, consult factory.

Ordering Instructions

Individual Fixtures:

1. Order number of MODULES required.
2. Order one POWER FEED END SET per MODULE.

Continuous Rows:

1. Determine run length.
2. Order the appropriate number of MODULES for the complete run.
3. Order one POWER FEED END SET for each run.
4. Order one CABLE ASSEMBLY per MODULE minus one per run.
5. For runs that exceed conductor ampacity ratings order the appropriate number of SINGLE CABLE & CORD SETS.

Job Information	Type:
Job Name:	
Cat. No.:	
Lamp(s):	
Notes:	

631 Airport Road, Fall River, MA 02720 • (508) 679-8131 • Fax (508) 674-4710
 We reserve the right to change details of design, materials and finish.
 www.lightolier.com © 2008 Philips Group • C0808

Module Ordering Information

Family	Series	Lamping & Distribution	Ballast	Lamp	Shielding	Length	Voltage	Finish	Options (Blank)
EG	1	3 = 3 Lamps 6 = 3 Lamps, Slotted Top Reflector	See Ballast Chart Below	See Lamp Chart Below	P = Parabolic Louver	4 = 4' (121.92cm) 8 = 8' (243.84cm)	1 = 120V 2 = 277V	A = Aluminum W = White	4 = 4 through wires 5 = 5 through wires 6 = 6 through wires D = Dual Switch T = Tandem Switch E = Emergency Pack

When ordering generic ballast and no lamps provided by Lightolier, use Ballast code "Z" Lamp code "Z"

Module Ordering Specifications

Lamping and Distribution

3 = 3 Lamp

6 = 3 Lamp, Slotted Top Reflector

Ballast Specifications

Code	Lamp Type	Ballast Factor	Start Type	THD %
A	T8	0.78	Instant	<10
B	T8	0.88	Instant	<10
C	T8	1.20	Instant	<20
H	Dim T8	1.00/.05	Program	<10
Z	T8	0.88	Instant	<20

Lamping Specifications

Code	Lamp Type	Wattage	Rated Output (Lumens)	Color (K)
A	T8	28	2725	830
B	T8	28	2725	835
C	T8	28	2725	841
D	T8	30	2850	830
E	T8	30	2850	835
F	T8	30	2850	841
G	T8	32	3000	830
H	T8	32	3000	835
I	T8	32	3000	841
J	T8	32	3100	830
K	T8	32	3100	835
L	T8	32	3150	841

Dimming: Advance Mark-10 standard (no additional wires required) for T8 and T5HO fixtures. 5-wire dimming required for T5 (non-HO) fixtures. Optional dimming systems: Lutron ECO-10 and Hi-Lume (by others) require 4-wire modules and end sets. Mark-7, ULT, DALI and Lightolier HDF require 5-wire modules and end sets. Energos can accept ballasts not to exceed 1.7" (4.32cm) wide by 1.2" (3.05cm) high.

Shielding

P = Parabolic Louver

Length

4 = 4ft (48") (121.92cm)

8 = 8ft (96") (243.84cm)

Voltage

1 = 120VAC

2 = 277VAC

Finish

A = Aluminum

W = White

Wiring Options

Blank = Leave blank if ordering standard fixture.

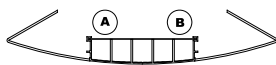
4 = 4 through wires

5 = 5 through wires

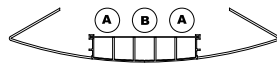
6 = 6 through wires

Feature Options

D = Dual Switching (AKA A/B switching)

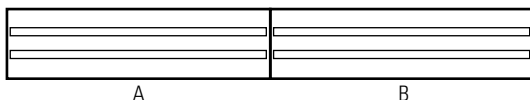


2-Light Option



3-Light Option

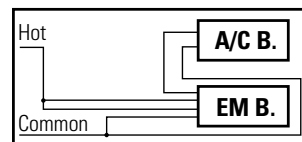
T = Tandem Switching (also available in 1-lamp configuration)



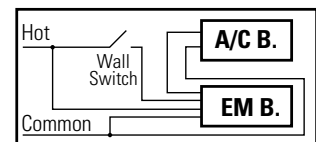
Both Dual Switch and Tandem Switch fixtures ship with a 4th wire. Be sure to order the appropriate quantity of wires in the power feed.

Feature Options (continued)

E = Emergency Battery Pack (E): Battery packs provide 90 minutes of operation. Available lamp outputs: 450 Lumens (standard). Optional: 635, 1100 and 1375 Lumens. Standard Emergency wiring is to have Battery Pack operating a single lamp. All EM fixtures are wired as "switched" and include 4th through wire for the wall switch (see diagrams). All fixtures and power feeds in that run should be ordered to include a dedicated 4th through wire to carry the hot power all the way through the run to the EM pack.



Unswitched



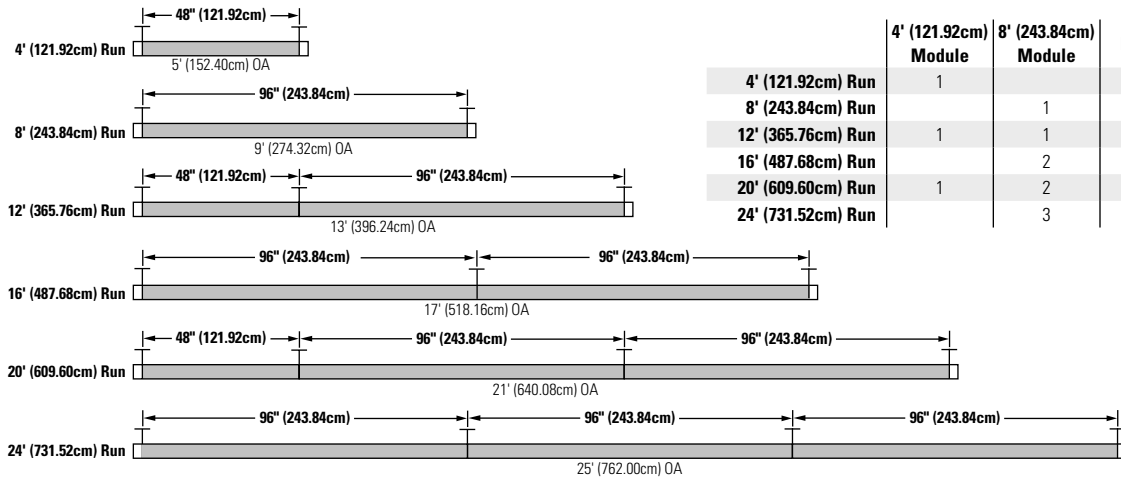
Switched

Job Information

Type:

631 Airport Road, Fall River, MA 02720 • (508) 679-8131 • Fax (508) 674-4710
We reserve the right to change details of design, materials and finish.
www.lightolier.com © 2008 Philips Group • C0808

Fixture Lengths & Mounting Locations



	4' (121.92cm) Module	8' (243.84cm) Module	End Set	Cable Joiner
4' (121.92cm) Run	1		1	
8' (243.84cm) Run		1	1	
12' (365.76cm) Run	1	1	1	1
16' (487.68cm) Run		2	1	1
20' (609.60cm) Run	1	2	1	2
24' (731.52cm) Run		3	1	2

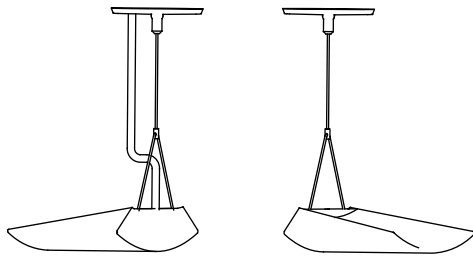
Suspension and End Set Ordering Illustrations

Power Feeds

Consult Lamp and Ballast System data to determine input watt requirements for ballast used on project to determine loading for each run. Multiply the total number of ballasts by the input wattage per ballast, and to determine ampacity divide the total watts by the system voltage. 10 Amps for 3-wire end sets, 7 Amps for 4-wire and 5-wire end sets, maximum.

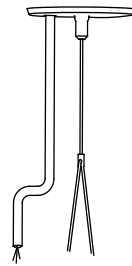
Control

Consult appropriate ECS (Energos Control Systems) specification sheet for ordering product utilizing occupancy controls. ECS specification sheet numbers directly correlate to standard Energos specification sheet numbers.



Power Feed End Set

- White, 3 Wire Cord: EG1EC36W
- White, 4 Wire Cord: EG1EC36W4
- White, 5 Wire Cord: EG1EC36W5
- Aluminum, 3 Wire Cord: EG1EC36A
- Aluminum, 4 Wire Cord: EG1EC36A4
- Aluminum, 5 Wire Cord: EG1EC36A5



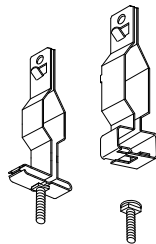
Cable/Cord Assembly

- Single Cable & Power Cord: EGCC36
- Single Cable & 4 Wire Power Cord: EGCC36X4
- Single Cable & 5 Wire Power Cord: EGCC36X5



Cable Assembly

- Single Cable: EGC36



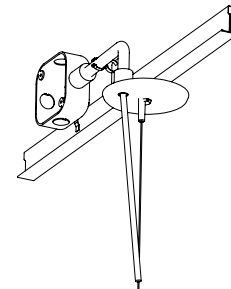
Ceiling Grid Kit: CGK

Because most ceilings are white, all canopies ship as white unless specifically ordered otherwise.

Both CGK and CGKP ship with two types of clips (standard and slot T).

For mounting fixtures directly to the T grid, order one CGK per non-power suspension point and one CGKP per powered suspension point.

The CGKP will include a special canopy with flex coupler, grid clips and additional clips to mount the junction box to the top of the grid nearby. J-Box and flex conduit provided by others.



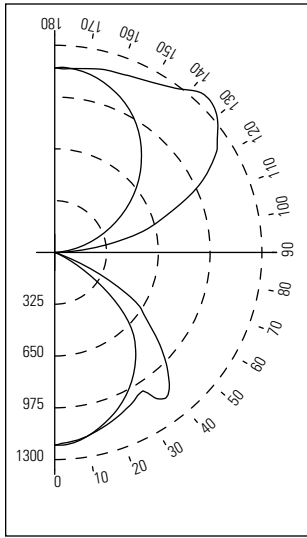
Ceiling Grid Kit, Power: CGKP

Job Information	Type:
------------------------	--------------

631 Airport Road, Fall River, MA 02720 • (508) 679-8131 • Fax (508) 674-4710
 We reserve the right to change details of design, materials and finish.
 www.lightolier.com © 2008 Philips Group • C0808

Performance — Three Lamp Fixture With Open Top

Candlepower Curve



Report No.: EG1-3N-BE.ies
 Lamps: 3-F32T8
 Lumens: 2850
 Efficiency: 90.1
 Cat. No.: EG13BEP
 25°C Rating

Zone → Degree ↓	Candlepower				
	0	22	45	67	90
180	1158	1158	1158	1158	1158
175	1159	1160	1160	1156	1158
165	1117	1128	1154	1176	1188
155	1037	1071	1133	1182	1209
145	921	983	1091	1209	1267
135	766	867	1067	1294	1365
125	592	735	1062	1212	1245
115	398	628	883	986	1000
105	212	469	565	616	630
95	40	166	170	189	166
90	0	6	18	22	26
85	2	2	2	3	2
75	5	6	6	8	8
65	74	110	128	208	254
55	329	465	593	655	686
45	683	734	915	967	991
35	876	886	923	996	1121
25	1020	1026	1035	1058	1076
15	1129	1133	1134	1137	1141
5	1203	1204	1203	1194	1192
0	1209	1209	1209	1209	1209

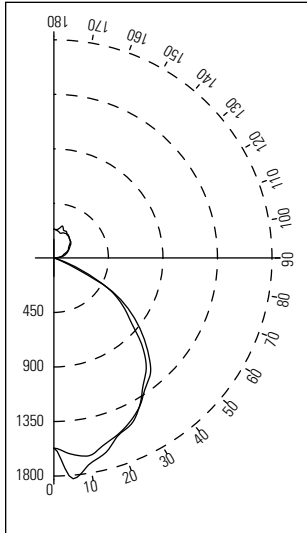
		Coefficients Of Utilization								
		% Effective Ceiling Cavity Reflectance								
Room Cavity Ratio		80			70			50		
		% Wall Reflectance								
		50			30			10		
		0	94	94	94	85	85	85	69	69
1	83	80	77	75	73	70	61	59	58	
2	73	68	64	66	62	59	54	51	49	
3	64	58	53	59	54	49	48	44	41	
4	57	51	45	52	46	42	43	39	35	
5	51	44	39	47	41	36	38	34	31	
6	46	39	34	42	36	31	35	30	27	
7	41	34	29	38	32	27	31	27	23	
8	37	30	26	34	28	24	28	24	21	
9	34	27	23	31	25	21	26	22	18	
10	31	25	20	29	23	19	24	20	17	

20% Floor Cavity Reflectance

Distribution			
Zone	Lumens	% Lamp	% Luminaire
0-90	2847	33	37
90-180	4860	57	63
0-180	7706	90	100

Performance — Three Lamp Fixture With Optional Slotted Top Reflector

Candlepower Curve



Report No.: EG1-3D-BE.ies
 Lamps: 3-F32T8
 Lumens: 2850
 Efficiency: 53.4
 Cat. No.: EG16BEP
 25°C Rating

Zone → Degree ↓	Candlepower				
	0	22	45	67	90
180	237	237	237	237	237
175	234	250	239	264	230
165	273	254	222	227	210
155	241	220	218	222	223
145	216	205	220	219	214
135	195	192	195	201	193
125	160	161	167	153	147
115	129	122	125	121	118
105	94	85	73	81	78
95	39	34	34	30	31
90	7	5	5	4	3
85	0	1	3	6	5
75	6	7	5	7	6
65	176	179	226	291	299
55	762	706	670	676	700
45	1098	1013	1006	1019	1033
35	1314	1278	1264	1262	1283
25	1490	1520	1454	1445	1513
15	1596	1660	1694	1639	1661
5	1625	1654	1778	1755	1830
0	1570	1570	1570	1570	1570

		Coefficients Of Utilization								
		% Effective Ceiling Cavity Reflectance								
Room Cavity Ratio		80			70			50		
		% Wall Reflectance								
		50			30			10		
		0	61	61	61	59	59	59	54	54
1	55	53	52	53	51	50	49	48	46	
2	49	46	44	47	45	42	44	42	40	
3	44	40	37	42	39	36	39	37	34	
4	39	35	32	38	34	31	35	32	30	
5	35	31	28	34	30	27	32	29	26	
6	32	28	24	31	27	24	29	25	23	
7	29	25	22	28	24	21	26	23	20	
8	26	22	19	26	22	19	24	21	18	
9	24	20	17	24	20	17	22	19	17	
10	22	18	16	22	18	16	21	17	15	

20% Floor Cavity Reflectance

Distribution			
Zone	Lumens	% Lamp	% Luminaire
0-90	3783	43	81
90-180	864	10	19
0-180	4647	53	100

Job Information **Type:**

631 Airport Road, Fall River, MA 02720 • (508) 679-8131 • Fax (508) 674-4710
 We reserve the right to change details of design, materials and finish.
 www.lightolier.com © 2008 Philips Group • C0808

Ballast and Lamp Ordering Combinations

Desgn.	Lamp Type (T8 or T5)	Ballast Factor (BF)	Ballast THD (%)	Lamp Rated Wattage	Lamp Rated Output	Lamp Color (Kelvin)	IES Output (Lumens)	System Input Watts	System Efficacy (lum/watt)	System Lamp Life (Hours)	Start Type
AA	T8	0.78	<10	28	2725	830	2415	21	101.21	18000	Instant
AB	T8	0.78	<10	28	2725	835	2415	21	101.21	18000	Instant
AC	T8	0.78	<10	28	2725	841	2415	21	101.21	18000	Instant
AD	T8	0.78	<10	30	2850	830	2526	22.5	98.80	18000	Instant
AE	T8	0.78	<10	30	2850	835	2526	22.5	98.80	18000	Instant
AF	T8	0.78	<10	30	2850	841	2526	22.5	98.80	18000	Instant
AG	T8	0.78	<10	32	3000	830	2659	24	97.50	18000	Instant
AH	T8	0.78	<10	32	3000	835	2659	24	97.50	18000	Instant
AI	T8	0.78	<10	32	3000	841	2659	24	97.50	18000	Instant
AJ	T8	0.78	<10	32	3100	830	2748	24	100.75	18000	Instant
AK	T8	0.78	<10	32	3100	835	2748	24	100.75	18000	Instant
AL	T8	0.78	<10	32	3150	841	2792	24	102.38	18000	Instant
BA	T8	0.88	<10	28	2725	830	2725	24	99.92	18000	Instant
BB	T8	0.88	<10	28	2725	835	2725	24	99.92	18000	Instant
BC	T8	0.88	<10	28	2725	841	2725	24	99.92	18000	Instant
BD	T8	0.88	<10	30	2850	830	2850	26	96.46	18000	Instant
BE	T8	0.88	<10	30	2850	835	2850	26	96.46	18000	Instant
BF	T8	0.88	<10	30	2850	841	2850	26	96.46	18000	Instant
BG	T8	0.88	<10	32	3000	830	3000	27.5	96.00	18000	Instant
BH	T8	0.88	<10	32	3000	835	3000	27.5	96.00	18000	Instant
BI	T8	0.88	<10	32	3000	841	3000	27.5	96.00	18000	Instant
BJ	T8	0.88	<10	32	3100	830	3100	27.5	99.20	18000	Instant
BK	T8	0.88	<10	32	3100	835	3100	27.5	99.20	18000	Instant
BL	T8	0.88	<10	32	3150	841	3150	27.5	100.80	18000	Instant
CA	T8	1.2	<20	28	2725	830	3716	34.5	94.78	18000	Instant
CB	T8	1.2	<20	28	2725	835	3716	34.5	94.78	18000	Instant
CC	T8	1.2	<20	28	2725	841	3716	34.5	94.78	18000	Instant
CD	T8	1.2	<20	30	2850	830	3886	36.5	93.70	18000	Instant
CE	T8	1.2	<20	30	2850	835	3886	36.5	93.70	18000	Instant
CF	T8	1.2	<20	30	2850	841	3886	36.5	93.70	18000	Instant
CG	T8	1.2	<20	32	3000	830	4091	39	92.31	18000	Instant
CH	T8	1.2	<20	32	3000	835	4091	39	92.31	18000	Instant
CI	T8	1.2	<20	32	3000	841	4091	39	92.31	18000	Instant
CJ	T8	1.2	<20	32	3100	830	4227	39	95.38	18000	Instant
CK	T8	1.2	<20	32	3100	835	4227	39	95.38	18000	Instant
CL	T8	1.2	<20	32	3150	841	4296	39	96.92	18000	Instant
HG	T8 DIM	1.0 / .05	<10	32	2850	830	2850 /143	34 / 8	83.80	NA	Program
HH	T8 DIM	1.0 / .05	<10	32	2850	835	2850 /143	34 / 8	83.80	NA	Program
HI	T8 DIM	1.0 / .05	<10	32	2850	841	2850 /143	34 / 8	83.80	NA	Program

Notes:

*25°C Rating

All data is per 1 lamp on a two lamp system at 277 VAC. Data is based on Osram Sylvania Specifications

When ordering generic ballasts and no lamps provided by Lightolier, use Ballast Code "Z" and Lamp code "Z"

Do not alter lumen values or ballast factor light losses when completing calculations using Energos IES files.

Files have already been adjusted. The lumen value for the lamp (within a Lighting Design program) will be the IES Output value shown on this table.

Job Information	Type:
------------------------	--------------

631 Airport Road, Fall River, MA 02720 • (508) 679-8131 • Fax (508) 674-4710
 We reserve the right to change details of design, materials and finish.
 www.lightolier.com © 2008 Philips Group • C0808