

Half Scale

Ordering Information

Style	Type	Mounting	Length	Total Lamps	Color	Ballast & Voltage
CD7	2				WH	
	2 = Direct Lens	1 = Surface 2 = Cable 3 = Stem 4 = Wall	4 = 4-foot 8 = 8-foot	2 = 2-Lamp T8 per fixture (4' fixture) 4 = 4-Lamp T8 per fixture (8' fixture)	White	E81 = T8 Electronic 120V E82 = T8 Electronic 277V HD1 = T8 Electronic PowerSpec® HDF Dimming 120V HD2 = T8 Electronic PowerSpec® HDF Dimming 277V M71 = T8 Electronic Dimming Ballast 120V M72 = T8 Electronic Dimming Ballast 277V

Complete ordering instructions below.

For all fixtures represented in this family please refer to the brochure and/or additional specification sheets.

Features

- Housing:** Extruded aluminum. Die-cast end cap mechanically attached with no exposed fasteners. Concealed access holes in end plate for through wiring.
- Lamping:** Two T8 32 watt fluorescent lamps, as specified. Provided by others.
- Reflector:** Accurate parabolic-shaped, die-formed semi-specular anodized aluminum reflector with 36° shielding crosswise.
- Lens:** Extruded 100% of acrylic clear debossed prismatic lens.

Electrical

Specify 120 volt or 277 volt. 3 conductor, 18 gauge wire. Color-coded quick connectors allow ease of connection for joiner modules. For special circuiting, consult factory. Rapid start, HPF, class "P" thermally protected. PowerSpec HDF dimming ballast is available. Factory installed ballast disconnect allows the ballast to be disconnected from and reconnected to incoming power under load with out turning the entire circuit off.

Mountings

Cable Suspension (not shown) - 1-1/2" (3.81cm) and 4-1/2" (11.43cm) diameter flat canopy finished enamel white, 1/16" (0.16cm) diameter stainless steel aircraft cable adjustable up to 36" (91.44cm), adjustable cable gripper.

Stem Mounting (not shown) - 4-1/2" (11.43cm) diameter flat canopy, 1/2" (1.27cm) diameter rigid-mounted stem. White finish. Can be cut to length on job. Self-aligning swivel provides adjustability up to 42° of slopes.

Surface & Wall Mounting (not shown) - consult factory for availability.

Finish

Powder coated baked white enamel. Custom colors available, consult factory.

Options and Accessories

Emergency batteries available.

Ordering Instructions

Individual Fixtures:

- Order number of FIXTURES (fixture comes complete with end caps, mounting hardware and power feeds).

Continuous Rows:

- Determine run length.
- Order the appropriate number of FIXTURES for the complete run. Fixtures can be bolted together and through wired to complete long runs.

Labels

UL, cUL and I.B.E.W.

Job Information

Type:

Job Name:

Cat. No.:

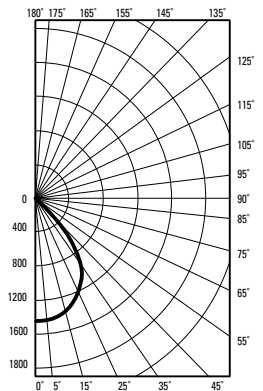
Lamp(s):

Notes:

631 Airport Road, Fall River, MA 02720 • (508) 679-8131 • Fax (508) 674-4710
We reserve the right to change details of design, materials and finish.
www.lightolier.com © 2008 Philips Group • C1008

Performance and Quick Calculator

CANDLEPOWER CURVE



REPORT NO: LRL 282-5A
LAMPS: 2-32W T8
LUMENS: 2900
EFFICIENCY: 45.7%

CANDLEPOWER

ZONE DEG.	0	22	45	67	90
180	0	0	0	0	0
175	0	0	0	0	0
165	0	0	0	0	0
155	0	0	0	0	0
145	0	0	0	0	0
135	0	0	0	0	0
125	0	0	0	0	0
115	0	0	0	0	0
105	0	0	0	0	0
95	0	0	0	0	0
90	0	0	0	0	0
85	29	32	25	27	21
75	77	92	55	86	72
65	103	161	117	140	87
55	274	343	301	272	186
45	722	685	584	549	509
35	1076	1037	995	957	946
25	1219	1198	1175	1159	1153
15	1354	1341	1333	1315	1300
5	1372	1368	1374	1366	1365
0	1368	1368	1368	1368	1368

COEFFICIENTS OF UTILIZATION

% EFFECTIVE CEILING CAVITY REFLECTANCE

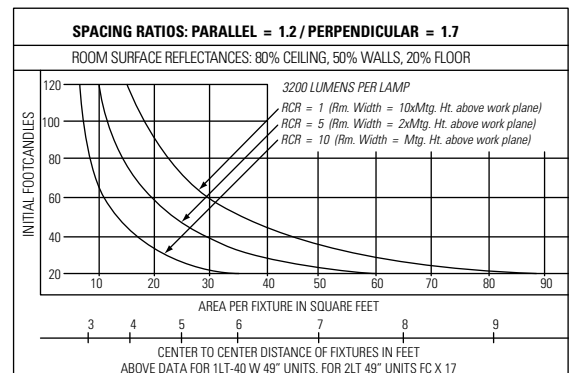
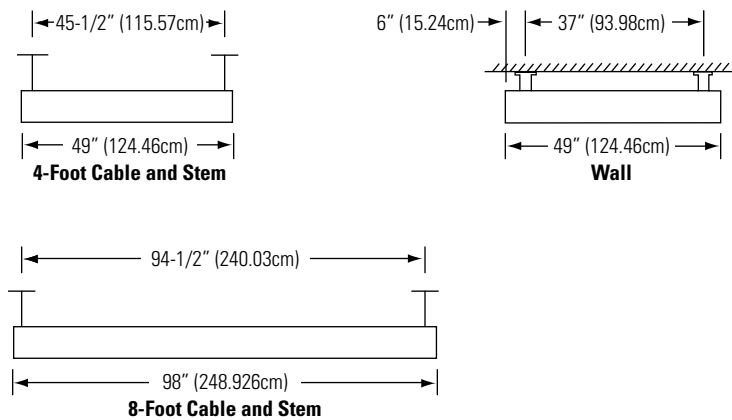
ROOM CAVITY RATIO	% WALL REFLECTANCE								
	80			70			50		
	50	30	10	50	30	10	50	30	10
0	54	54	54	53	53	53	51	51	51
1	49	48	47	48	47	46	46	45	44
2	45	43	41	44	42	41	41	41	40
3	42	39	37	41	38	36	36	38	36
4	38	35	33	37	35	32	32	34	32
5	35	32	30	35	32	29	29	31	29
6	32	29	27	32	29	27	27	28	26
7	30	27	24	29	26	24	24	26	24
8	27	24	22	27	24	22	22	24	22
9	25	22	20	25	22	20	20	22	20
10	22	19	17	22	19	17	17	19	17

20% FLOOR CAVITY REFLECTANCE

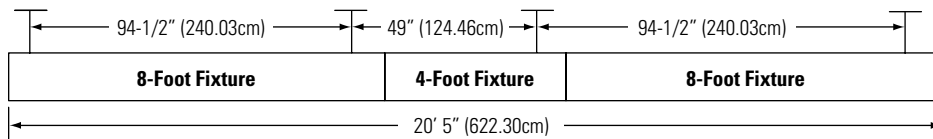
ZONAL LUMEN SUMMARY

ZONE	LUMENS	% BARE LAMP	% LUMINAIRE
0-90	2648	45.7	100.0
90-180	0	0.0	0.0
0-180	2648	45.7	100.0

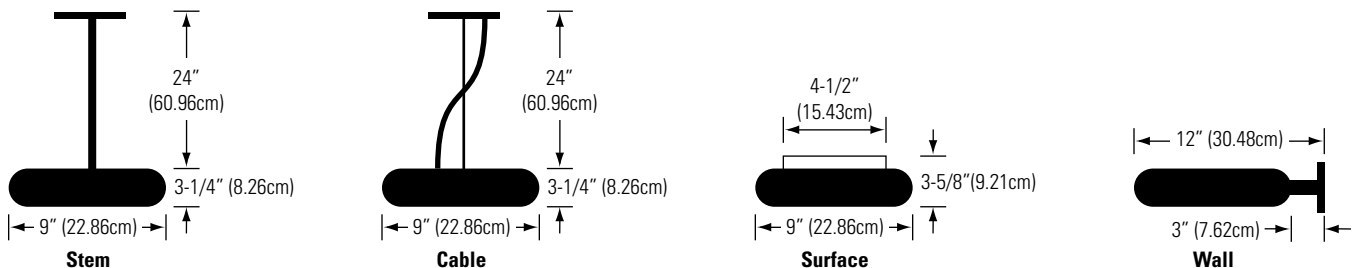
Fixture Lengths & Mounting Locations



Sample Run



Mounting Details



Job Information Type:

631 Airport Road, Fall River, MA 02720 • (508) 679-8131 • Fax (508) 674-4710
 We reserve the right to change details of design, materials and finish.
 www.lightolier.com © 2008 Philips Group • C1008