

Ordering Information

| Family | Lamp | Lamp Quantity | Wattage | Length | Voltage | Options | Options (Cont'd) |
|------------|----------|---------------|--|--|----------------------|---|---|
| CCM | | 1 | | | | | |
| CCM | T5 T8 | 1 | 2 = 28W T5 3 = 32W T8 5 = 54W T5 | 4 = 4' (121.92cm) 8 = 8' (243.84cm) | 1 = 120V 2 = 277V | U = Individual Unit* DS = Dual SW (tandem in 8' (243.84cm) only) D = Dimming E = EM Pack | 4 = 4 Wires 5 = 5 Wires 6 = 6 Wires |

**Only individual fixtures should use the "U" option. Any fixture ordered without "U" is a joiner for continuous row mounting.*

Features

- Housing:** Extruded aluminum with die-formed aluminum end plates. No exposed fasteners.
- Lamping:** One T8 32w, T5 28w or T5 54w fluorescent lamp. Provided by others.
- Ballast Tray:** Ballast tray is pre-painted white.
- Louver:** Matte silver anodized, parabolic with perforated reveal along the top.

Electrical

Specify 120volt or 277volt. 3 conductor, 18 gauge wire, Color-coded quick connectors allow ease of connection for joiner modules. For special circuiting, consult factory. Rapid start, HPF, class "P" thermally protected. PowerSpec® HDF dimming ballast is available. Factory installed ballast disconnect allows the ballast to be disconnected from and reconnected to incoming power under load without turning the entire circuit off.

Mountings

Cable Suspension (not shown) - 4 1/2" (11.43cm) diameter flat canopy finished enamel white, 1/16" (0.16cm) diameter stainless steel aircraft cable adjustable up to 36" (91.44cm), GripLock® with cable adjustment. Available with both white jacketed straight or coiled cord.

Stem Mounting - 4 1/2" (11.43cm) diameter flat canopy, 1/2" (1.27cm) diameter stem for T8 fixtures. 1/4" (0.64cm) diameter stem for T5 fixtures. Satin aluminum finish. Self-aligning swivel provides adjustability up to 38°. The stem assembly shall meet or exceed the requirements set forth in the State of California Uniform Building Code for suspended lighting fixtures installed in seismic zone four.

Finish

Painted aluminum with end plates finished to match housing.

Options and Accessories

Dual switching, emergency battery packs and fusing - consult factory.

Labels

UL, cUL and I.B.E.W.

Ordering Instructions

Individual Fixture:

- Order fixture with "U" option. Ships complete with 36" (91.44cm) cable suspension.

Continuous Runs:

- Determine run length.
- Order appropriate number of JOINER FIXTURES (no "U" option) to complete run.
- Order one END SET per run.
- Order one intermediate suspension per fixture minus one per run.
- For runs that exceed amperage limits, order the appropriate number of INTERMEDIATE POWER FEEDS.

GripLock® is a registered trademark of Reutlinger GrimLock Systems.

Job Information

Type:

Job Name:

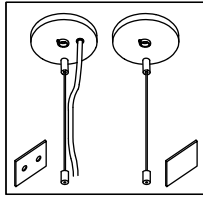
Cat. No.:

Lamp(s):

Notes:

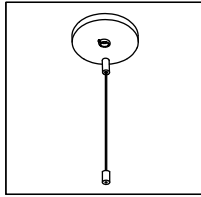
631 Airport Road, Fall River, MA 02720 • (508) 679-8131 • Fax (508) 674-4710
We reserve the right to change details of design, materials and finish.
www.lightolier.com © 2008 Philips Group • D0708

Mounting Accessories



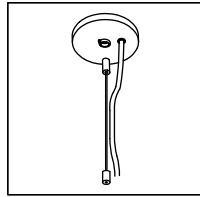
End Set
CCMT8EC36
 36" (91.44cm) Cable Mount
 End Set for T8 fixtures,
 3 wire power feed.

CCMT8ES24
 24" (60.96cm) White Stem
 Stem Mount
 End Set for T8 fixtures

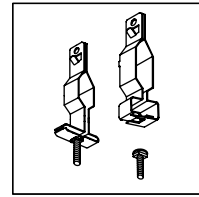


Intermediate Suspension
CCMT8C36
 36" (91.44cm) Intermediate
 Cable Assembly for T8 fixtures

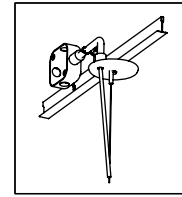
CCMT8S24
 24" (60.96cm) White Stem
 Assembly for T8 fixtures



Intermediate Power
Feed Assembly
CCMT8CC36
 36" (91.44cm) Intermediate
 Power Feed / Cable
 Assembly for
 T8 fixtures

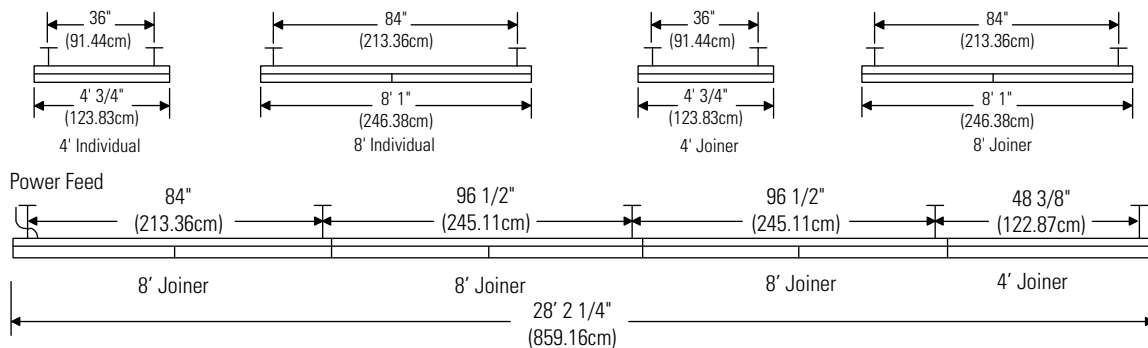


Ceiling Grid Kit (CGK)
 Includes both standard
 1" (2.54cm) Tee and Slot Tee
 Clip. Order one for
 every non-powered
 cable suspension
 being mounted
 directly to grid.



Ceiling Grid Kit—
Power (CGKP)
 Includes the hardware
 necessary to install a
 power feed above a
 suspended ceiling. J-box
 not included. Order one for
 every power suspension
 cable being mounted
 directly to grid.

Fixture Lengths & Mounting Locations and Sample Run



Job Information

Type:

631 Airport Road, Fall River, MA 02720 • (508) 679-8131 • Fax (508) 674-4710
 We reserve the right to change details of design, materials and finish.
 www.lightolier.com © 2008 Philips Group • D0708