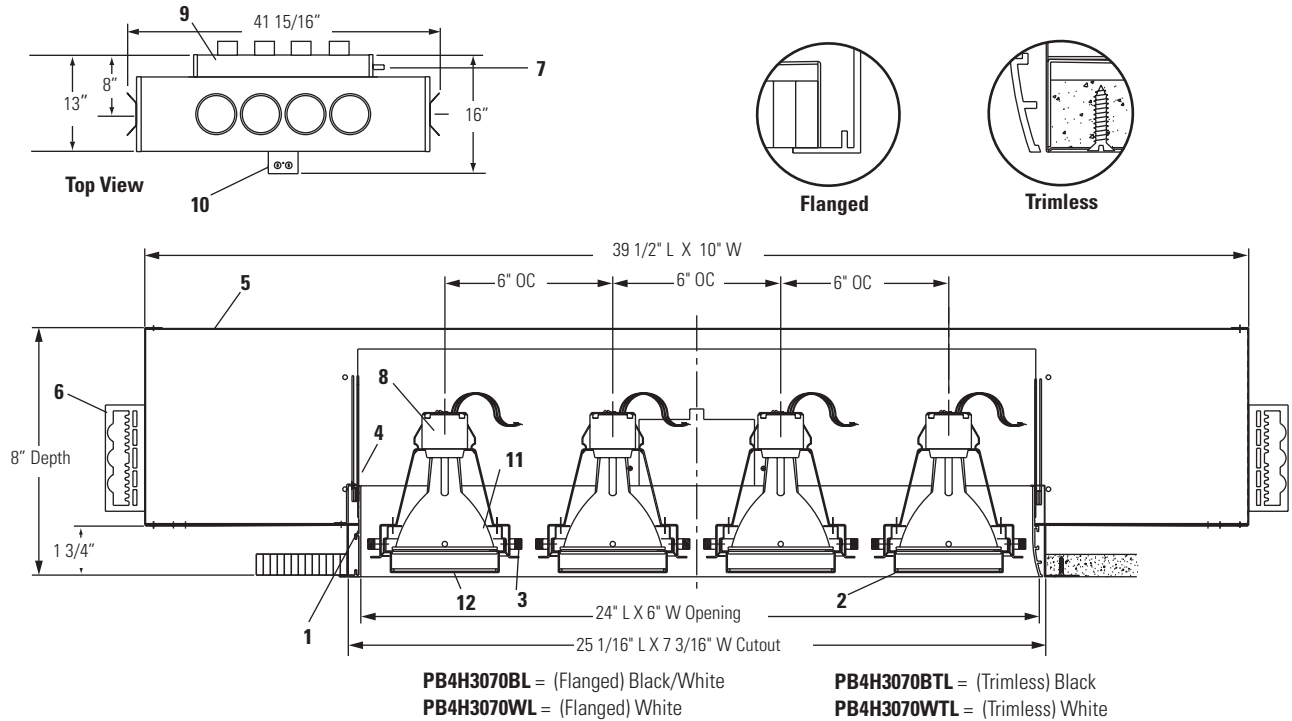




Calculite® ProSpec® Linear Downlight PB4H3070

Page 1 of 2

4 Light PAR30 MH Series B



Ceiling Cutout: 25 1/16" L X 7 3/16" W

Ordering Information: PAR30 MH Series B

| Cat. No. | Lamp | Ceiling Trim | Aperture Finish |
|-------------|------------------|--------------|-------------------------|
| PB4H3070BL | (4) 70W PAR30 MH | Overlap | Black with White Flange |
| PB4H3070WL | (4) 70W PAR30 MH | Overlap | White with White Flange |
| PB4H3070BTL | (4) 70W PAR30 MH | Trimless | Black |
| PB4H3070WTL | (4) 70W PAR30 MH | Trimless | White |

Features

- Aperture Frame:** Provides clean support for lamp holders and overlapping flange or trimless installation. Extruded aluminum. Rigidly welded together on all corners.
- Media Cartridge:** Allows convenient loading and removal of one accessory. Easily installed and removed for lamping with a simple twisting motion. Constructed of formed aluminum.
- Adjustable Ring:** Allows 40°, max. 45° (on length); 30° (on width) vertical adjustment.
- Tortionite Spring:** For easy installation of aperture frame.
- Housing:** Die-formed NYC 20 ga. steel. Finish: Black
- Mounting Brackets:** Adjustable vertically from inside or outside of housing.
- Thermal Protector:** Meets NEC, CEC, UL and CSA requirement.
- Lampholder:** Porcelain medium based; nickel plated screw shell. 5KV pulse rated, prewired with #18 SF-1 leads to ballast housing.
- Ballast Housing:** Die-formed 18 ga. steel.
- Junction Box:** 14 ga. steel, 4" x 3 1/2" x 3" box. Allows inspection from below.
- Lamp and Accessory Support:** .032" steel, flared for easy entry of Media Cartridge.
- Lens Retaining Ring:** .093" spring steel rod. Holds accessories in place.

Electrical

Electronic Ballast: Individual for each lamp. High Power Factor. Input watts: 78, line current: .67 amps. Accessible from below.

UL listed for through branch circuit wiring with maximum of (8) no. 12 AWG, 90°C.

Finish

All painted finishes are powder coated baked enamel.

Options & Accessories

Accessories: 3 3/4" dia. series, filters, lenses, screens, and louvers (1) max.

Labels

UL/cUL (Suitable for Damp Location), I.B.E.W.

US Patent Pending.

| Job Information | Type: |
|-----------------|-------|
| Job Name: | |
| Cat. No.: | |
| Lamp(s): | |
| Notes: | |

Lightolier a Genlyte Thomas Company
631 Airport Road, Fall River, MA 02720 • (508) 679-8131 • Fax (508) 674-4710
We reserve the right to change details of design, materials and finish.
© 2002 Genlyte Thomas Group LLC (Lightolier Division) • A0902

LIGHTOLIER®



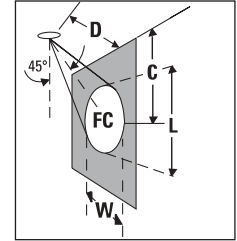
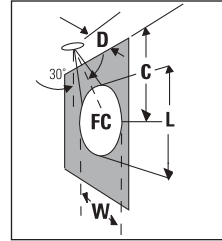
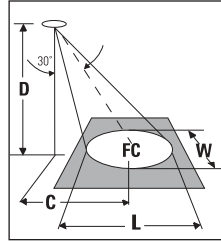
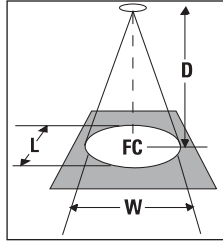
Accent Lighting Performance Data

(FC) is initial footcandles at center of beam. Beam length (L) and beam width (W) are to where the candlepower is reduced to 50% of center beam candlepower.





CBCP is center beam candlepower.

(C) is distance to the center of the beam.

Performance data shown is based on bare lamp photometrics of MasterColor lamps by Philips Lighting. Contact lamp manufacturers for availability and performance.



70W

| Lamp | Beam Spread 50% Max CP | CBCP | Rated Life-Hrs |
|---|---|-------|-------------------|
|  |  | 68000 | 9000 |
| 70W PAR30 MC/MH)SP | 10° | | |
|  |  | 10000 | 9000 |
| 70W PAR30 MC/MH)FL | 40° | | |

0° Aiming Angle

| D | FC | L | W |
|-----|-----|------|------|
| 15' | 302 | 2.6' | 2.6' |
| 20' | 170 | 3.5' | 3.5' |
| 25' | 109 | 4.4' | 4.4' |
| 30' | 76 | 5.2' | 5.2' |

30° Aiming Angle

| D | C | FC | L | W |
|-----|-------|-----|------|------|
| 10' | 5.8' | 442 | 2.3' | 2.0' |
| 15' | 8.7' | 196 | 3.5' | 3.0' |
| 20' | 11.5' | 110 | 4.7' | 4.0' |
| 25' | 14.4' | 71 | 5.8' | 5.1' |

30° Aiming Angle

| D | C | FC | L | W |
|-----|-------|-----|-------|------|
| 5' | 8.7' | 340 | 3.6' | 1.7' |
| 8' | 13.9' | 133 | 5.7' | 2.9' |
| 11' | 19.1' | 70 | 7.9' | 3.8' |
| 14' | 24.2' | 43 | 10.0' | 4.9' |

45° Aiming Angle

| D | C | FC | L | W |
|-----|-------|-----|------|------|
| 8' | 8.0' | 376 | 2.8' | 2.0' |
| 12' | 12.0' | 167 | 4.2' | 3.0' |
| 18' | 16.0' | 74 | 5.6' | 4.0' |
| 20' | 20.0' | 60 | 7.1' | 4.9' |

Job Information

Type:

Lightolier a Genlyte Thomas Company

631 Airport Road, Fall River, MA 02720 • (508) 679-8131 • Fax (508) 674-4710

We reserve the right to change details of design, materials and finish.

© 2002 Genlyte Thomas Group LLC (Lightolier Division) • A0902

www.lightolier.com

LIGHTOLIER®