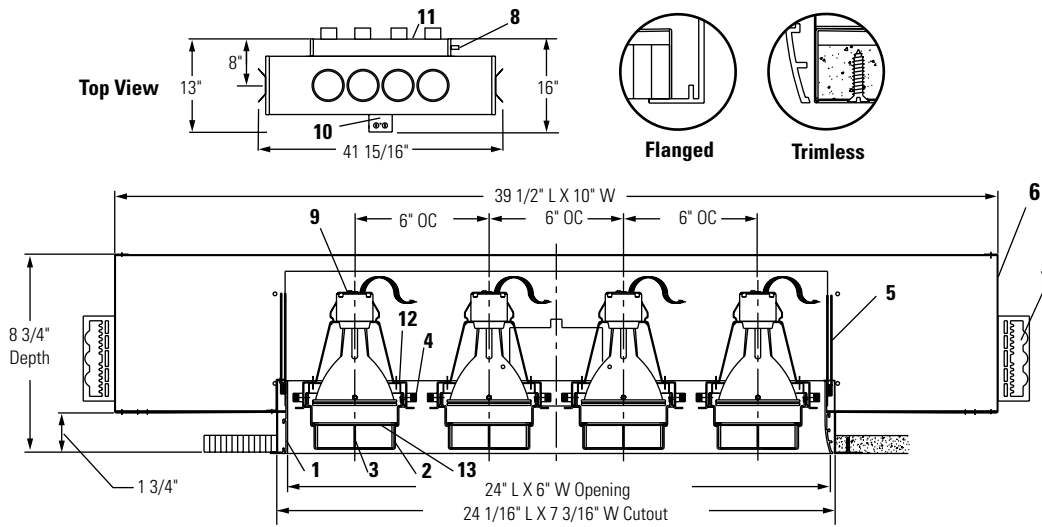




# Calculite® ProSpec® Linear Downlight **PA4H3070**



**PA4H3070BL** = (Flanged) Black/White      **PA4H3070BTL** = (Trimless) Black  
**PA4H3070WL** = (Flanged) White            **PA4H3070WTL** = (Trimless) White

**Ceiling Cutout: 24 1/16" L x 7 3/16" W**

**Ordering Information: PAR30 MH Series A**

Cat. No.	Lamp	Ceiling Trim	Aperture Finish
<b>PA4H3070BL</b>	(4) 70W PAR30 MH	Overlap	Black with White Flange
<b>PA4H3070WL</b>	(4) 70W PAR30 MH	Overlap	White with White Flange
<b>PA4H3070BTL</b>	(4) 70W PAR30 MH	Trimless	Black
<b>PA4H3070WTL</b>	(4) 70W PAR30 MH	Trimless	White

**Features**

- Aperture Frame:** Provides clean support for lamp holders and overlapping flange or trimless installation. Extruded aluminum. Rigidly welded together on all corners.
- Media Cartridge:** Allows convenient loading and removal of up to two accessories. Easily installed and removed for lamping with a simple twisting motion. Constructed of die-formed aluminum.
- Cross Blade Louver:** Extruded aluminum. 1" deep, provides additional shielding and can be easily removed.
- Adjustable Ring:** Allows 35° (on width) and 45° (on length) vertical adjustment.
- Tortiontite Spring:** For easy installation of aperture frame.
- Housing:** Die-formed NYC 20 ga. steel. Finish: Black
- Mounting Brackets:** Adjustable vertically from outside of housing.
- Thermal Protector:** Meets NEC, CEC, UL, and CSA requirements.
- Lampholder:** Porcelain medium based; nickel plated screw shell. 5KV pulse rated, prewired with #18 SF-1 leads to ballast housing.
- Junction Box:** 14 ga. steel, 4" x 3 1/2" x 3" box. Allows inspection from below.
- Ballast Housing:** Die-formed 18 ga. steel.
- Lamp and Accessory Support:** .032" steel, flared for easy entry of Media Cartridge.
- Lens Retaining Ring:** .093" spring steel rod. Holds accessories in place.

**Electrical**

**Electronic Ballast:** Individual for each lamp. High Power Factor. Input watts: 78, line current: .67 amps. Accessible from below.

UL listed for through branch circuit wiring with maximum of (8) no.12 AWG 90°C.

**Finish**

All painted finishes are powder coated baked enamel.

**Options & Accessories**

**Accessories:** 3 3/4" dia. series, filters, lenses, screens, and louvers. (1) max.

**Label**

UL/cUL (Suitable for Damp Location), I.B.E.W.

MasterColor® is a registered trademark of Koninklijke Philips Electronics N.V.

**US Patent Pending.**

Job Information	Type:
<b>Job Name:</b>	
<b>Cat. No.:</b>	
<b>Lamp(s):</b>	
<b>Notes:</b>	

**Lightolier** a Genlyte Thomas Company      www.lightolier.com  
 631 Airport Road, Fall River, MA 02720 • (508) 679-8131 • Fax (508) 674-4710  
 We reserve the right to change details of design, materials and finish.  
 © 2002 Genlyte Thomas Group LLC (Lightolier Division) • A0902

**LIGHTOLIER®**



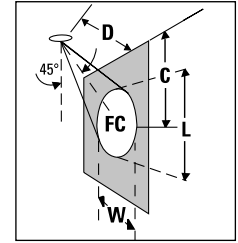
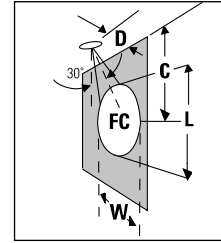
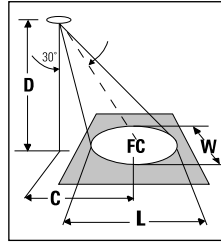
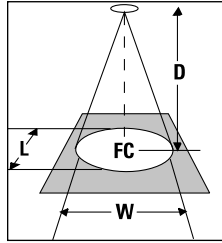
## Accent Lighting performance data

**(FC)** is initial footcandles at center of beam.

Beam length (**L**) and beam width (**W**) are to where the candlepower is reduced to 50% of center beam candlepower.

**CBCP** is center beam candlepower. (**C**) is distance to the center of the beam.

Performance data shown is based on bare lamp photometrics of MasterColor™ lamps by Philips Lighting. Contact lamp manufacturers for availability and performance.



70W				0° Aiming Angle				30° Aiming Angle				30° Aiming Angle				45° Aiming Angle						
Lamp	Beam Spread 50% Max CP	CBCP	Rated Life-Hrs	D	FC	L	W	D	C	FC	L	W	D	C	FC	L	W	D	C	FC	L	W
 <b>70W PAR30 (MC/MH)SP</b>	 <b>10°</b>	68000	9000	15'	302	2.6'	2.6'	10'	5.8'	442	2.3'	2.0'	5'	8.7'	340	3.6'	1.7'	8'	8.0'	376	2.8'	2.0'
				20'	170	3.5'	3.5'	15'	8.7'	196	3.5'	3.0'	8'	13.9'	133	5.7'	2.9'	12'	12.0'	167	4.2'	3.0'
				25'	109	4.4'	4.4'	20'	11.5'	110	4.7'	4.0'	11'	19.1'	70	7.9'	3.8'	18'	16.0'	74	5.6'	4.0'
				30'	76	5.2'	5.2'	25'	14.4'	71	5.8'	5.1'	14'	24.2'	43	10.0'	4.9'	20'	20.0'	60	7.1'	4.9'
 <b>70W PAR30 (MC/MH)FL</b>	 <b>40°</b>	10000	9000	7'	204	5.1'	5.1'	6'	3.5'	180	6.1'	5.0'	2'	3.5'	313	9.7'	2.9'	4'	4.0'	221	6.7'	4.1'
				10'	100	7.3'	7.3'	9'	5.2'	80	9.1'	7.6'	3'	5.2'	139	14.5'	4.4'	6'	6.0'	98	10.1'	6.2'
				13'	59	9.5'	9.5'	12'	6.9'	45	12.2'	10.1'	4'	6.9'	78	19.3'	5.8'	8'	8.0'	55	13.4'	8.2'
				16'	39	11.6'	11.6'	15'	8.7'	29	15.2'	12.6'	5'	8.7'	50	24.2'	7.3'	10'	10.0'	35	16.8'	10.3'

**Job Information** **Type:**

Lightolier a Genlyte Thomas Company www.lightolier.com  
 631 Airport Road, Fall River, MA 02720 • (508) 679-8131 • Fax (508) 674-4710  
 We reserve the right to change details of design, materials and finish.  
 © 2002 Genlyte Thomas Group LLC (Lightolier Division) • A0902

**LIGHTOLIER®**