

Ceiling Cutouts: 5 3/8" x 10 1/8"

Ordering Information

Solid State Lighting Unit		Light Source	Frame-In Kit	Input Voltage
White	Polished Flange	Finish		
C4X9LEDLWCLW	C4X9LEDLWCLP	Specular Clear	C4X9CCLEDLW1 For 277V, use Stepdown Transformer Cat. No. 7997	120
C4X9LEDLWCCLW	C4X9LEDLWCCLP	Comfort Clear		
C4X9LEDLWCCDW	C4X9LEDLWCCDP	Comfort Clear Diffuse		

Features

- Heat Sink Housing:** Die-cast aluminum, design thermally optimized to reduce LED junction temperature to maintain light output, color and life.
- LED Array:** Series of 48 high-power red, green, blue and amber (RGBA) LEDs generate millions of colors and high quality white light at variable color temperatures. Static colors and dynamic effects are programmable by DMX controls. Average expected life, under normal operating conditions is 50,000 hours with lumen maintenance of 70% of original light output. Factory calibrated integral color sensor and self-adjusting feedback software guarantee color consistency over life.
- Aperture Cone:** Pre-finished aluminum, 55° visual and reflected cutoff. Overlap flange accommodates different ceiling types, white or polished flange. Precision mitered flange corner.
- MicroBlend optics:** Internal collective mixing technology ensures smooth washing and color uniformity and eliminates undesirable color fringing.
- Aperture Lens:** Tempered glass, fine texture provides additional mixing at the aperture and minimizes the appearance of the individual RGBA sources.
- Torsionite Springs:** Secure solid state lighting module tight against ceiling surface without sagging. Accommodates ceilings from 1/2" to 2" thick.
- Power Supply Unit/Slave Control Drive Module:** PSU: 120VAC 50/60 Hz., Class 2, high power factor, FCC Class B approved, short circuit protection. SCD: low voltage DC, provides power and data to control LED array with a maximum of 8 LED channels. Electronics are enclosed in a black extruded aluminum housing providing optimal thermal dissipation for reliable operation and long life. Module is replaceable from below the ceiling.
- DMX Connectors:** Two RJ45 jacks mounted at one end of PSU/SCD module provide DMX512-In and DMX512-Out connections (see page 2). Uses standard shielded, plenum rated, CAT5 round, 8 conductor, twisted pair, network cables (not supplied).
- Flexible Metal Conduit/Quick Connector:** Quick connector for easy field data connection.
- Mounting Frame:** 0.048" thk., galv. steel.

Features (continued)

- Frame Vertical Adjustment Mechanism:** Vertical adjustment mechanism accommodates mounting to virtually any ceiling system using pre-installed mounting bars, or 1/2" EMT tubing (by others). Single locking feature secures all adjustments. Alignment holes and markings allow fixture to be pre-set prior to installation.
- Mounting Bars:** 0.048" (18-ga.) Pre-installed, telescoping bars extend to 30" long and lock securely into position. Built-in locking tabs provide positive attachment to common T-bar systems. Self-centering feature simplifies installation in 24" O.C. grid systems. Attaches to steel or wood joists without accessories.
- Junction Box:** UL and cUL Listed for through branch circuit wiring with max. of (8) No. 12 AWG, 90°C supply conductors.
- Thermal Protector:** Meets (NEC) UL and (CEC) CSA requirements. Insulation must be kept 3" away from fixture sides and wiring compartments and must not be placed above fixture in a manner which will entrap heat.

Electrical

120V: Input Watts: Must be circuited for 75W Max.

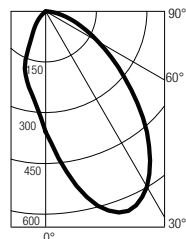
Labels

cULus Listed for dry locations. I.B.E.W.

Job Information	Type:
Job Name:	
Cat. No.:	
Lamp(s):	
Notes:	

631 Airport Road, Fall River, MA 02720 • (508) 679-8131 • Fax (508) 674-4710
We reserve the right to change details of design, materials and finish.
www.lightolier.com © 2008 Philips Group • B0808

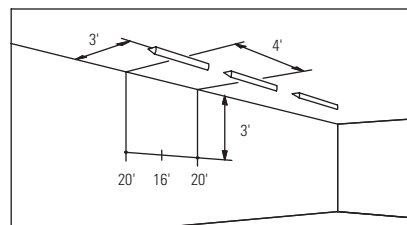
Lighting Data (All data is based on 3000K color temperature)



Color Temperature: 3000K

Report No: 22905

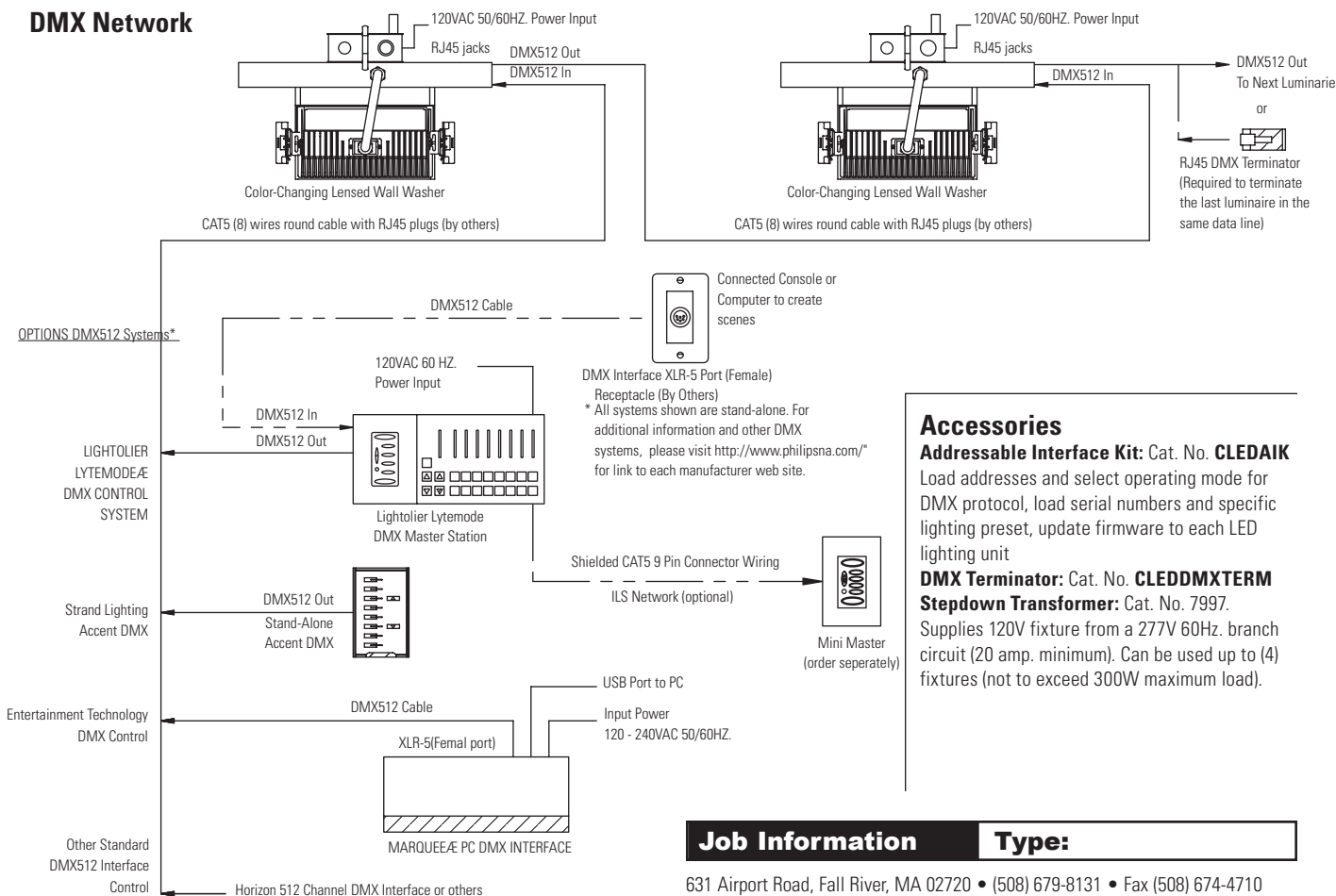
Example: With multiple units located 3' from wall and spaced 4' on center, the illumination on the wall 3' down from ceiling will be 20 f.c. beneath units and 16 f.c. between units. Footcandle values are averaged and rounded off and are based on a minimum of five units.



2' From Wall - Single						2' From Wall - 2' On Center				2' From Wall - 3' On Center				2' From Wall - 4' On Center			
1	1	4	27	4	1	1	38	34	38	1	31	18	31	1	28	9	28
2	1	8	34	8	1	2	54	52	54	2	41	30	41	2	37	17	37
3	1	9	24	9	1	3	46	45	46	3	32	29	32	3	27	18	27
4	2	7	14	7	2	4	33	33	33	4	23	22	23	4	18	15	18
5	2	5	8	5	2	5	24	24	24	5	16	16	16	5	12	11	12
6	1	3	5	3	1	6	18	18	18	6	12	12	12	6	9	9	9
7	1	2	3	2	1	7	13	13	13	7	9	9	9	7	7	7	7
8	1	2	2	2	1	8	10	10	10	8	7	7	7	8	5	5	5
9	1	1	1	1	1	9	9	8	9	9	6	6	6	9	4	4	4

3' From Wall - Single						3' From Wall - 3' On Center				3' From Wall - 4' On Center				3' From Wall - 5' On Center				3' From Wall - 6' On Center			
1	1	3	8	3	1	1	12	10	12	1	10	7	10	1	9	3	9	1	9	3	9
2	1	6	15	6	1	2	22	20	22	2	18	13	18	2	16	6	16	2	16	6	16
3	2	7	15	7	2	3	25	24	25	3	20	18	20	3	18	12	18	3	17	8	17
4	2	7	13	7	2	4	23	23	23	4	18	16	18	4	16	12	16	4	14	9	14
5	2	6	9	6	2	5	19	19	19	5	14	14	14	5	12	11	12	5	11	8	11
6	2	5	6	5	2	6	16	16	16	6	12	11	12	6	10	9	10	6	8	7	8
7	2	3	4	3	2	7	13	13	13	7	9	9	9	7	8	7	8	7	7	6	7
8	2	3	3	3	2	8	10	10	10	8	7	7	7	8	6	6	6	8	5	5	5
9	1	2	2	2	1	9	9	8	9	9	6	6	6	9	5	5	5	9	4	4	4

DMX Network



Job Information

Type:

631 Airport Road, Fall River, MA 02720 • (508) 679-8131 • Fax (508) 674-4710
 We reserve the right to change details of design, materials and finish.
 www.lightolier.com © 2008 Philips Group • B0808