

Reflector Trim			Frame-In Kit	
Single Wall Washer	Double Wall Washer	Corner Wall Washer	S7126BU	7" aperture, 1 lamp 26W Triple Tube CFL (120/277V) 4-Pin (Amalgam)
8022WWCCLW Comfort Clear™, White Flange	8022DWCCLW	8022CWCCLW	S7132BU	7" aperture, 1 lamp 26/32W Triple Tube CFL (120/277V) 4-Pin (Amalgam)
8022WWCCLP Comfort Clear™, Polished Flange	8022DWCCLP	8022CWCCLP	S7142BU	7" aperture, 1 lamp 26/32/42W Triple Tube CFL (120/277V) 4-Pin (Amalgam)
8022WWCCL Comfort Clear™, Molded Trim Ring	8022DWCCL	8022CWCCL	Dimming Options:	
8022WW <input type="checkbox"/> Add suffix. See options for other finishes.			S7132B <input type="checkbox"/> or S7142B <input type="checkbox"/>	
			CU3	Lightolier PowerSpec 3% Dimming (120/277V)
			J1LD3	Lutron 3% Dimming (120V)
			J2LD3	Lutron 3% Dimming (277V)
			JUM7	Mark 7 Dimming (120/277V)
			J1MX	Mark 10 Dimming (120V)
			J2MX	Mark 10 Dimming (277V)
			Other dimming product available, please consult factory	
			Remodeler Frame-In Kits	
			7126BURM	7" aperture, 1 lamp 26W Triple Tube CFL (120/277V) 4-Pin (Amalgam)
			7132BURM	7" aperture, 1 lamp 26/32W Triple Tube CFL (120/277V) 4-Pin (Amalgam)
			7142BURM	7" aperture, 1 lamp 26/32/42W Triple Tube CFL (120/277V) 4-Pin (Amalgam)

Features

- 1. Downlight/Wall Washer Reflector:** 16 ga. Alzak® aluminum. 50° lamp cutoff and lamp image. Provides vertical surface wall wash and downlighting. Comfort Clear™ low iridescence finish. Self-flanged or flangeless with molded white trim ring (field paintable).
- 2. Socket Cup:** Die-cast aluminum cup effectively dissipates heat and positions lamp holder. Snaps onto reflector neck to assure consistently correct optical alignment without tools.
- 3. Mounting Frame:** Die-cast aluminum for dry or plaster ceilings. Accepts other 7" triple tube reflectors.
- 4. Retaining Springs:** Precision-tooled steel friction springs secure reflector to mounting frame for quick, tool-less installation.
- 5. Mounting Brackets:** 16 ga. steel. Adjust from inside of fixture. Use 3/4" or 1 1/2" lathing channel, 1/2" EMT, or optional mounting bars.
- 6. Ballast/J-Box:** Outboard mounted to reduce heat transfer and maintain lamp efficacy and life. Service from below without tools. Provides vertical surface wall wash and downlighting.

Electrical

Note: For ballast electrical data and latest lamp/ballast compatibility refer to "Ballast" specification sheet for complete electrical data.

UL listed for through branch circuit wiring with max of (8) No. 12 AWG, 90°C supply conductors.

Options and Accessories

Comfort Clear™ Finishes¹		Other Finishes	
Clear	CCL	White	WH
Diffuse	CCD	Specular Clear	CL
Champagne Bronze	CCZ		

Options and Accessories (continued)

¹Specify desired flange
W White, **P** Polished

Blank - Molded Ring

Emergency Add suffix **EM***

Chicago Plenum Add suffix **LC**

Emergency Ltg. Kit **FAEM3E***

FAEM4E*

Fuse (Slow Blow) Add Suffix **F**

*See Spec. Sheets: FAEM

Mounting Bars & Accessories; see Specification Sheet MBA.

Sloped Ceiling Adapters; see Specification Sheet SCA.

Labels

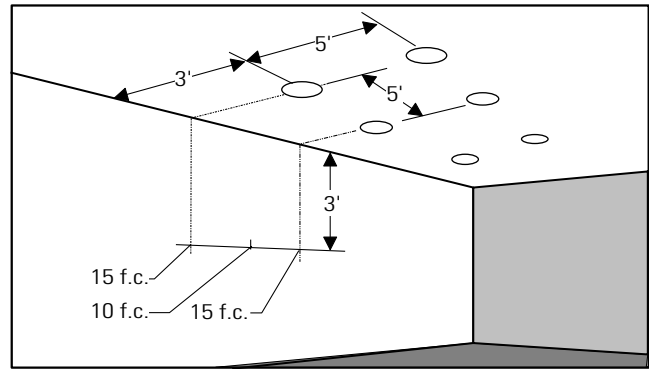
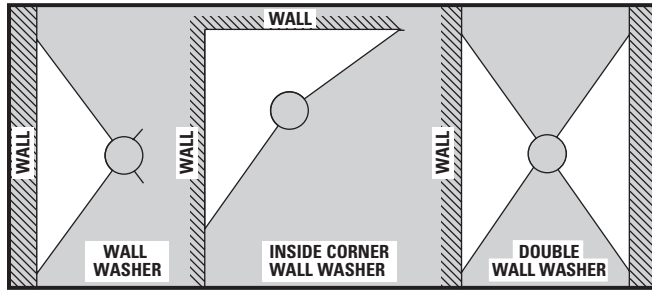
UL listed for damp locations, I.B.E.W.

Job Information	Type:
Job Name:	
Cat. No.:	
Lamp(s):	
Notes:	

631 Airport Road, Fall River, MA 02720 • (508) 679-8131 • Fax (508) 674-4710
 We reserve the right to change details of design, materials and finish.
 www.lightolier.com © 2008 Philips Group • A0708

Lighting Data

Footcandles on Wall: Multiple 42W Triple Tube Units.



2' From Wall-2' On Center

		← 2 →		
		1	2	3
Distance From Ceiling in Feet	1	42	43	42
	2	46	45	46
	3	43	41	44
	4	39	37	39
	5	32	32	33
	6	26	26	26
	7	21	21	21
	8	17	17	17
	9	14	14	14

2' From Wall-3' On Center

		← 3 →		
		1	2	3
Distance From Ceiling in Feet	1	32	24	32
	2	34	26	34
	3	31	27	31
	4	27	25	27
	5	22	21	22
	6	18	18	18
	7	15	14	15
	8	12	12	12
	9	10	10	10

2' From Wall-4' On Center

		← 4 →		
		1	2	3
Distance From Ceiling in Feet	1	30	13	30
	2	31	15	31
	3	28	16	28
	4	21	18	21
	5	18	16	18
	6	14	13	14
	7	11	11	11
	8	9	9	9
	9	8	8	8

EXAMPLE: With multiple clear reflector units located 3' from wall and spaced 5' on center (matching downlights 5' on center), the illumination on the wall 3' down from ceiling will be 15 f.c. beneath units and 10 f.c. between units.

Footcandle values are averaged and rounded off and are based on a minimum of five units.

CONVERSION FACTORS (Clear):
32W, F.C. x 0.75
26W, F.C. x 0.55

3' From Wall-3' On Center

		← 3 →		
		1	2	3
Distance From Ceiling in Feet	1	14	14	14
	2	22	22	22
	3	21	20	21
	4	20	19	20
	5	20	18	20
	6	18	17	18
	7	16	16	16
	8	14	14	14
	9	13	12	13

3' From Wall-4' On Center

		← 4 →		
		1	2	3
Distance From Ceiling in Feet	1	12	10	12
	2	17	15	17
	3	16	14	16
	4	16	14	16
	5	15	14	15
	6	14	13	14
	7	12	12	12
	8	11	11	11
	9	10	10	10

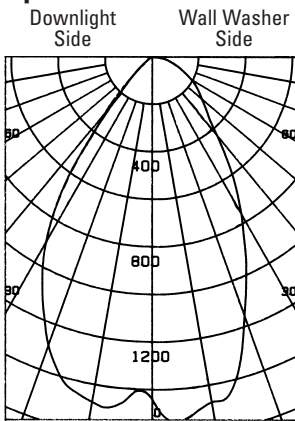
3' From Wall-5' On Center

		← 5 →		
		1	2	3
Distance From Ceiling in Feet	1	11	7	11
	2	16	10	16
	3	15	10	15
	4	14	10	14
	5	13	11	13
	6	11	10	11
	7	10	9	10
	8	9	9	9
	9	8	8	8

3' From Wall-6' On Center

		← 6 →		
		1	2	3
Distance From Ceiling in Feet	1	11	5	11
	2	15	7	15
	3	14	7	14
	4	13	7	13
	5	12	8	12
	6	10	8	10
	7	9	8	9
	8	8	7	8
	9	7	6	7

Candlepower Distribution Downlight Spacing Ratio 0.9



Coefficients of Utilization

ROOM CAVITY RATIO	% EFFECTIVE CEILING CAVITY REFLECTANCE																
	80				70				50				30		10		0
	WALL REFLECTANCE																
	50	30	10	50	30	10	50	30	10	50	30	10	50	30	10	0	
1	.54	.53	.52	.53	.52	.51	.51	.50	.50	.49	.49	.48	.48	.47	.47	.46	
2	.51	.49	.47	.50	.48	.46	.48	.47	.45	.47	.46	.44	.45	.44	.44	.43	
3	.47	.45	.43	.47	.44	.43	.45	.43	.42	.44	.43	.41	.43	.42	.41	.40	
4	.44	.42	.40	.44	.41	.39	.43	.41	.39	.42	.40	.39	.41	.39	.38	.37	
5	.42	.39	.37	.41	.38	.36	.40	.38	.36	.39	.37	.36	.39	.37	.35	.35	
6	.39	.36	.34	.39	.36	.34	.38	.36	.34	.37	.35	.34	.37	.35	.33	.33	
7	.37	.34	.32	.36	.34	.32	.36	.33	.32	.35	.33	.31	.35	.33	.31	.30	
8	.35	.32	.30	.34	.31	.30	.34	.31	.29	.33	.31	.29	.33	.31	.29	.28	
9	.32	.30	.28	.32	.29	.28	.32	.29	.27	.31	.29	.27	.31	.29	.27	.27	
10	.31	.28	.26	.30	.28	.26	.30	.27	.26	.30	.27	.26	.29	.27	.25	.25	

20% FLOOR CAVITY REFLECTANCE

Job Information Type:

631 Airport Road, Fall River, MA 02720 • (508) 679-8131 • Fax (508) 674-4710
We reserve the right to change details of design, materials and finish.
www.lightolier.com © 2008 Philips Group • A0708