

5" ADJUSTABLE ACCENT ELEMENTS

**E5AA20****Shallow Angle Cut Reflector - Adjusts to 20°**


Add Cone Color and Flange style

Module/Lamp:	P5 with M5P36 Module:	50W PAR36, 50W AR111
	P5 with M5P36 6V Module:	50W PAR36, 50W AR111, 25W PAR36/ 5.5, 35W AR111/5.5
	P5 with M5P30 Module:	75W PAR30 Short Neck
	P5 with M5MR Module:	50W MR16
	PN5 with M5P36 Module:	50W PAR36, 75W AR111
	PN5 with M5P36 6V Module:	50W PAR36, 50W AR111, 25W PAR36/ 5.5, 35W AR111/5.5
	PN5 with M5P30 Module:	75W PAR30 Short Neck
	PN5 with M5MR Module:	75W MR16

Dimensions: OD: 6 1/4" (159mm) Aperture: 5 1/4" (133mm)**E5AABB****Angle Cut Baffle**


Add Baffle Finish

Module/Lamp:	P5 with M5P36 Module:	50W PAR36, 50W AR111 - adjusts to 35°
	P5 with M5P30 Module:	75W PAR30 Short Neck - adjusts to 35°
	P5 with M5MR Module:	50W MR16 - adjusts to 45°
	PN5 with M5P36 Module:	50W PAR36, 75W AR111 - adjusts to 35°
	PN5 with M5P30 Module:	75W PAR30 Short Neck - adjusts to 35°
	PN5 with M5MR Module:	75W MR16 - adjusts to 45°

Dimensions: OD: 6 1/4" (159mm) Aperture: 5 1/4" (133mm)**E5SLOT****Slot Cut Reflector - Adjusts to 45°**

Add Cone Color and Flange style

Module/Lamp:	P5 with M5MR Module:	50W MR16
	PN5 with M5MR Module:	75W MR16

Dimensions: OD: 6 1/4" (159mm) Aperture: 5 1/4" (133mm)**E5PIN****1 3/4" Adjustable Pinhole - Adjusts to 45°**

Add Flange style

Module/Lamp:	P5 with M5MR Module:	50W MR16
	PN5 with M5MR Module:	50W MR16

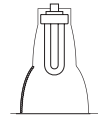
Dimensions: OD: 6 1/4" (159mm) Aperture: 1 3/4" Pinhole (133mm)

5" WALL WASH ELEMENTS

**E5TWW****Single Open Wall Wash**

Add Cone Color and Flange style

Module/Lamp:	P5 with M42T Module:	26/32W Triple Compact Fluorescent
	PN5 with M42T Module:	26/32W Triple Compact Fluorescent
	P5 with M32TLUTRON Module:	32W Triple Compact Fluorescent
	PN5 with M32TLUTRON Module:	32W Triple Compact Fluorescent
	P5 with M42T277 Module:	32W Triple Compact Fluorescent

Dimensions: OD: 6 1/4" (159mm) Aperture: 5 1/4" (133mm)**E5TDWW****Double Open Wall Wash**

Add Cone Color and Flange style

Module/Lamp:	P5 with M42T Module:	26/32W Triple Compact Fluorescent
	PN5 with M42T Module:	26/32W Triple Compact Fluorescent
	P5 with M32TLUTRON Module:	32W Triple Compact Fluorescent
	PN5 with M32TLUTRON Module:	32W Triple Compact Fluorescent
	P5 with M42T277 Module:	32W Triple Compact Fluorescent

Dimensions: OD: 6 1/4" (159mm) Aperture: 5 1/4" (133mm)

A dimmable Lutron Ballast or Emergency version is available for these units.

