


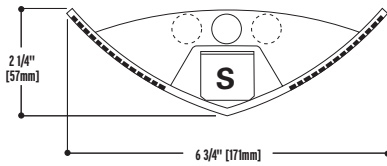
NEO-RAY™



VICEROY 501-IP

SEMI-INDIRECT

- Minimalist fixture profile – 6.75" wide by 2.250" high.
- Optimized T5 optics for wide light distribution and good efficiency.
- Die formed perforated modular housing lengths – 4' and 8'.
- Incremental mounting on the ceiling grid - 4' and 8' centers.
- Precision die cast end caps.



Construction: Housing is 20-gauge steel construction forming a 2-1/4" x 6-3/4" architectural profile with staggered round hole pattern backed by white acrylic diffuser. Standard 4'-0" and 8'-0" fixture lengths combine for continuous runs.

End Caps: End caps are precision die-cast aluminum, mechanically attached with no exposed fasteners.

Reflectors: Optical reflectors are die-formed high reflectance white painted steel. Optional formed semi-specular anodized aluminum reflector.

Electrical: Fixtures use UL listed Class P, T5 program rapid start electronic ballasts. Power factor of 97% with less than 10% THD. Fixtures and electrical components certified to UL and CUL standards.

Finish: Baked on low-gloss white powder coated acrylic finish.

Mounting: Standard modular mounting will either include hardware that integrates and suspends luminaire from suspended tile ceiling grid, or hardware that secures luminaire to a junction box and 1/4-20 threaded stud (by others). Consult factory for non-standard ceiling applications.

S = Slim Line Ballast only.

ORDERING INFORMATION:

Sample number: 501-IP-WP-1T5-1C-120-AC48-T1-24

Series

501=Viceroy

Light Output

IP=Indirect Pendant

Optics Up

W=White Reflector S=Specular Reflector

Optics Down

P=Perforated

Number of Lamps (not included)

1=1 Lamp 2=2 Lamps

Lamp Type (Length)

T5=28W (4' Unit) T5HO=54W (4' Unit)

Number of Circuits ¹

1=1 Circuit

Wiring ¹

C=Standard Circuit B=Battery Pack D=Dimming

E=Emergency/Nightlight

*Slim line ballast only (small case)

Voltage ¹

1=120V 2=277V 3=347V U=Universal

Suspension

A=Aircraft Cable (single stem) P=Rigid Pendant ²

Power Feed

C=Straight Cord K=Curly Cord P=Rigid Pendant

Suspension Length

-Fixed Cable
12", 15", 18", 21", 24" or 27" (+/- 1/2" adjustment)

-Adjustable Cable
48", 120", 240", 300", or 360"
(infinite adjustment along entire length of cable)

Ceiling Type

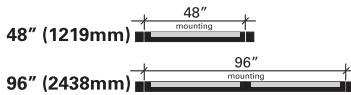
T1=1" T-Bar ST=Structure TS=Slotted T-Bar
T9=9/16" T-Bar JB=4" Octagonal J-Box

Run Length

Specify row length in feet. Rows will be configured with 4' and 8' sections only. (see sample catalog #)

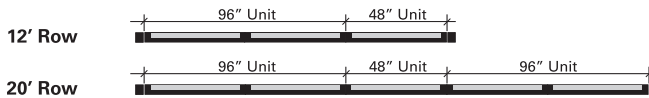
¹ Due to various constraints, some options may not be combined with others.
² Available with 7° or earthquake 45° swivel canopy assembly.

STANDARD LUMINAIRE LENGTHS



MODULAR ROW CONFIGURATION

- Standard length sections join easily to create rows.
- Sections align with T-grid.
- All sections prewired for through-wiring with quick connectors.



NOTES: For complete product data, refer to the Neo-Ray Specification Binder. Specifications and dimensions subject to change without notice. Products may be modified for use in international markets. Please contact your Cooper Lighting Sales Representative for availability and ordering information.