

**DESCRIPTION**

683 Direct/Indirect Economical Wall Sconce features an aluminum cylinder. 683/4 is ADA compliant.

<b>Catalog #</b>		<b>Type</b>
<b>Project</b>		
<b>Comments</b>		<b>Date</b>
<b>Prepared by</b>		

**SPECIFICATION FEATURES**

**Material**

Painted, natural or plated solid aluminum with a 1/8" matte white acrylic panel. Open top and bottom with a regressed aluminum perf shield.

**Finish**

Standard Interior Location: Natural Aluminum (NA) [Sustainable Design], Damp Location: White (WH). Premium Interior Location: Matte White (MW) or Custom Color (CC). Damp Location: White (WH), Black (BK), Grey (GY), Silver Metallic (SM), Gold Metallic (GM), Bronze Metallic (BM), Dark Platinum (DP), Graphite Metallic (GRM) or Custom Color (CC).

**Optics**

Refer to [www.shaperlighting.com](http://www.shaperlighting.com) for complete photometrics.

**Ballast**

Integral electronic HPF, multi-volt 120/277V (347V Canada), thermally protected with end-of-life circuitry to accommodate the specified lamp wattage.

**Lamp/Socket**

One (1) 13W (G24q-1) 4-pin quad CFL lamp, one (1) 26W (GX24q-3) triple tube CFL lamp or one (1) 60W A-19 lamp. CFL socket injection molded plastic. INC socket fired ceramic rated for 660W-250V. Lamps furnished by others.

**Installation**

Supplied with a universal circular strap for a standard 4" J-box or plaster ring.

**Options**

Damp Location (DL): All Painted Finishes finishes only, Custom Cut-Out - Contact factory,

Remote Emergency Battery - Supplied by others (REM). Energy Star Rating - Contact factory. MRI Applications (INC only) - Contact Factory.

**Labels**

U.L. and C.U.L approved for indoor and damp location. See options for damp location finishing requirements. The 683/4 is ADA compliant.

**Modifications**

Shaper's skilled craftspeople with their depth of experience offer the designer the flexibility to modify standard wall luminaires for project specific solutions. Contact the factory regarding scale options, unique finishes, mounting, additional materials/colors, or decorative detailing.



**683 SERIES  
683/4 SERIES**

Interior Wall Luminaire  
Starter Collection  
Direct/Indirect



**ORDERING INFORMATION**

Sample Number: 683-CFL/1/26-277V-BK

<b>Series</b> 683 =Wall Sconce 683/4 =ADA Compliant Wall Sconce	<b>Lamp</b> CFL/1/13 CFL/1/26 INC/1/60	<b>Voltage</b> 120V 277V <sup>1</sup> 347V <sup>1</sup>	<b>Finish</b> BK =Black BM =Bronze Metallic CC =Custom Color DP =Dark Platinum GM =Gold Metallic GRM =Graphite Metallic GY =Grey MW =Matte White NA =Natural Aluminum SM =Silver Metallic WH =White	<b>Options</b> DL =Damp Location REM =Remote Emergency Battery <sup>2</sup>
---	---	--	--	---

Notes:  
<sup>1</sup> Available with CFL only.  
<sup>2</sup> Supplied by others.

**ADA AMERICAN DISABILITIES ACT (ADA)**  
Shaper offers a large selection of ADA interior and exterior wall luminaires. ADA requires all fixtures below 68" to have a maximum projection of 4".

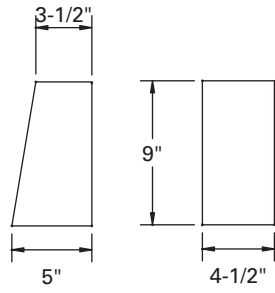
**STARTER COLLECTION**  
Shaper's exclusive Starter Collection fixtures are featured throughout the Shaper product line. The concept of offering highly styled, affordable fixtures was introduced over fourteen years ago and has become one of our fastest growing lines. The design premise, basic construction, clean lines and unadorned shapes are highly desirable in modern architectural environments.

**SUSTAINABLE DESIGN**  
Shaper has a long-standing history of offering environmentally-friendly fixtures. The copper and bronze alloys used in our exterior luminaires feature up to 96% recycled content, contribute less undesirable air emissions compared to painted aluminum and are easy to recycle.

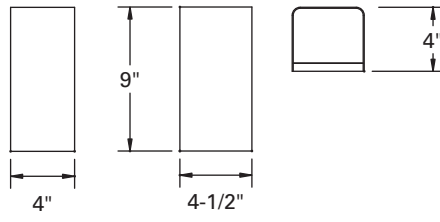
**MRI MAGNETIC RESONANCE IMAGING (MRI)**  
Lighting fixtures for MRI facilities are specialized and unique, requiring non-ferrous construction. Fluorescent fixtures cannot be used due to the ferrous parts in ballasts and lampholders. Modified incandescent fixtures meet the requirements.

**ENERGY STAR**  
Shaper now offers a wide variety of fixtures that can be provided with an Energy Star Rating.

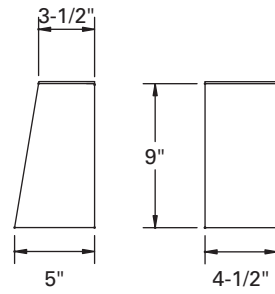
Refer to the Icon Legend  
Link on [shaperlighting.com](http://shaperlighting.com).



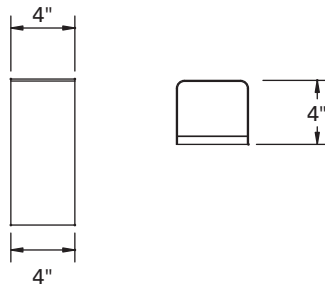
683



683/4



683-WP



683/4-WP