

DESCRIPTION

607 Luminous Wall Sconce features a classic "craftsman" style which provides forward, direct and indirect illumination.

Catalog #		Type
Project		
Comments		Date
Prepared by		

SPECIFICATION FEATURES

Material

Solid brass (PB, SB, SC or PC finishes) with 1/8" matte acrylic panels.

Finish

Standard: Matte White (MW).
Premium: Satin Chrome (SC), Polished Chrome (PC), Satin Brass (SB), Polished Brass (PB), Oxidized Brass (OBRS), Satin Copper (SCP), Polished Copper (PCP), Oxidized Copper (OCP), Satin Nickel (SN), Polished Nickel (PN), Lacquered Satin Chrome (SCL), Lacquered Satin Nickel (SNL), Gun Metal (GNM), or Custom Color (CC).

Optics

Refer to www.shaperlighting.com for complete photometrics.

Ballast

Integral electronic HPF, multi-volt 120/277V (347V Canada), thermally protected with end-of-life circuitry to accommodate the specified lamp wattage.

Lamp/Socket

16": Two (2) 18W (2G11) 4-pin high lumen CFL lamps or two (2) 60W A-19 lamps.
24": Two (2) 14WT5 linear fluorescent lamps or three (3) 60W A-19 lamps. CFL socket injection molded plastic. INC socket fired ceramic rated for 660W-250V. Lamps furnished by others.

Installation

Supplied with a universal circular strap for a standard 4" J-box or plaster ring. Mounting centered on the back of the luminaire. Vertical or horizontal mount.

Options

Mica Panels (MP) - recommended for side and front panels only, Opal Glass (OG), Hand-Painted Faux Alabaster Panels (FP), Hand-Painted Faux Linen Panels (LNP), Perforated Panels (PP), Remote Emergency Battery - Supplied by others (REM), Energy Star Rating - Contact factory. CFL Dimming

Ballast - contact the factory for options (DM), Damp Locations (DL): All Painted finishes, Lacquered Satin Chrome (SCL) and Lacquered Satin Nickel (SNL) finishes only.

Labels

U.L. and C.U.L approved for indoor and damp location. See options for damp location finishing requirements.

Modifications

Shaper's skilled craftspeople with their depth of experience offer the designer the flexibility to modify standard wall luminaires for project specific solutions. Contact the factory regarding scale options, unique finishes, mounting, additional materials/colors, or decorative detailing.



607 SERIES

Interior Wall Luminaire
"Craftsman" Vanity



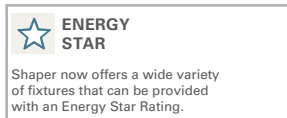
ORDERING INFORMATION

Sample Number: 607-16-CFL/2/13-277V-PCP

Series 607 =Craftsman Vanity	Size 16" 24"	Lamp CFL/2/18 ¹ T5/2/14 ² INC/2/60 ¹ INC/3/60 ²	Voltage 120V 277V ³ 347V ³	Finish Standard MW=Matte White Premium CC=Custom Color GNM=Gun Metal OBRS=Oxidized Brass OCP=Oxidized Copper PB=Polished Brass PC=Polished Chrome PCP =Polished Copper PN=Polished Nickel SB=Satin Brass SC=Satin Chrome SCL=Lacquered Satin Chrome SCP=Satin Copper SN=Satin Nickel SNL=Lacquered Satin Nickel	Options DL=Damp Location DM=CFL Dimming Ballast ⁴ OG=Opal Glass REM=Remote Emergency Battery ⁵ FP=Hand Painted Faux Alabaster Panels LNP= Hand Painted Faux Linen MP=Mica Panels ⁶ PP=Perforated Panels

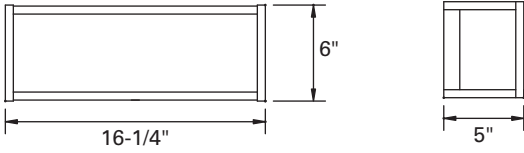
Notes:

- ¹ Available in 16".
- ² Available in 24".
- ³ Available with CFL only.
- ⁴ Consult the factory for available options.
- ⁵ Supplied by others.
- ⁶ Recommended for side and front panels only.




Refer to the Icon Legend
Link on shaperlighting.com.


DIMENSIONS



TOP PLAN VIEW




607 - 16" STANDARD



607 - 24" STANDARD

607 TRIM OPTION



PERFORATED PANELS (PP)

COMPANION PRODUCTS



271

472