

DESCRIPTION

420-RP Starter Collection features an 18" pendant designed for low ceiling applications and offers performance optics by Portfolio.

Catalog #		Type
Project		
Comments		Date
Prepared by		

SPECIFICATION FEATURES

Material

Painted or natural aluminum ringed baffle, supplied with a painted white aluminum cube cell louver. Solid brass or aluminum cable finials. Solid aluminum mounting ring and hardware with cable.

Downlight: One piece precision die cast aluminum 1-1/2" deep collar accommodates varying dimensions of ceiling materials. Precisely formed one piece, clear Alzak®, non-imaging optical reflector ensures 55° cut-off to lamp and lamp image.

Finish

Standard: Natural Aluminum (NA) [Sustainable Design].
Premium: Matte White (MW), Lacquered Satin Aluminum (SAL), Satin Copper (SCP), Polished Copper (PCP), Oxidized Copper (OCP) or Custom Color (CC).
Specify finish for the mounting ring and hardware.

Optics

Refer to www.shaperlighting.com for complete photometrics.

Ballast/Integral Emergency Battery Pack

One (1) integral, multi-voltage (120V/277V), electronic CFL (347V Canada)ballast for a 26W, 32W or 42W CFL lamps. Provides flicker free and noise free operation and starting.

Lamp/Socket

Two (2) 26W, 32W (GX24q-3) or 42W (GX24q-4) 4-pin triple CFL lamps. Universal 4-pin CFL socket injection molded plastic with fatigue free stainless steel lamp spring ensures positive lamp retention. Lamps furnished by others.

Installation

Decorative trim/finial/bowl assembly is securely suspended from the mounting ring by three stainless steel cables (provided). Listed for eight #12AWG (four in, four out) 90°C conductors feed through branch wiring. One 1/2" and two 3/4" pry outs. Positioned to allow straight conduit runs.

Installation (Con't.)

Access to junction box by removing reflector. Accepts 1/2" EMT, C Channel, T-bar fasteners, and bar hangers. Adjusts 5" vertically from above or below ceiling. Positive reflector mounting, without tools, pulls trim tight to ceiling. No measuring, cutting or adjustment of cables is required to achieve standard overall height and level mounting. Contractor to provide appropriate structural support for the fixture's weight.

Options

Matte White Acrylic Lense (AL), Refer to the downlight spec sheet for options, MH Lamping - Contact factory.

Labels

U.L. and C.U.L. listed. Downlight is standard damp label.

Modifications

Contact the factory regarding scale options, unique finishes, mounting, additional materials/ colors, or decorative detailing.



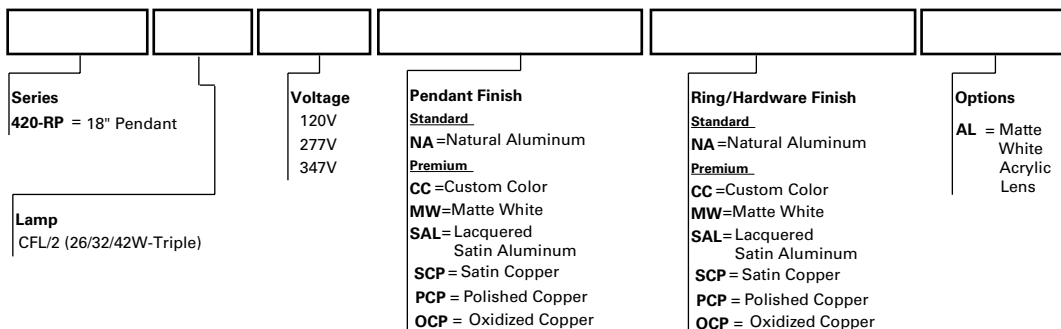

420-RP SERIES

Recessed Pendant Luminaire Starter Collection




ORDERING INFORMATION

Sample Number: 420-RP-CFL/2-277V-SAL

STARTER COLLECTION

Shaper's exclusive Starter Collection fixtures are featured throughout the Shaper product line. The concept of offering highly styled, affordable fixtures was introduced over fourteen years ago and has become one of our fastest growing lines. The design premise, basic construction, clean lines and unadorned shapes are highly desirable in modern architectural environments.

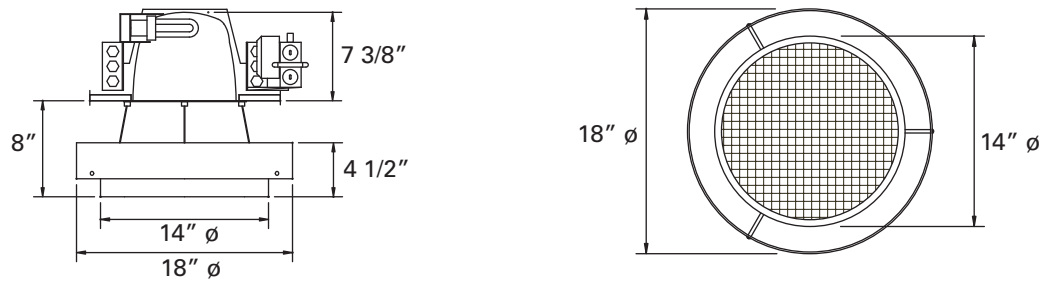


SUSTAINABLE DESIGN

Shaper has a long-standing history of offering environmentally-friendly fixtures. The copper and bronze alloys used in our exterior luminaires feature up to 98% recycled content, contribute less undesirable air emissions compared to painted aluminum and are easy to recycle.

Refer to the Icon Legend Link on shaperlighting.com.

DIMENSIONS



420-RP Standard

COMPANION PRODUCTS



278

420

476

689