


SAMPLE NUMBER: 1800-24-CF42-120-BK

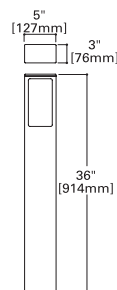
MODEL	SIZE	SOURCE	VOLTS	FINISH	OPTIONS
1800 24" x 5" x 3" bollard	24	Compact Fluorescent CF42 26W, 32W, or 42W / triple tube / universal GX24q <i>Includes integral universal electronic ballast (120-277V) Lamp not included</i>	120 277	<i>Painted</i> BK Black BZ Bronze CS City silver VE Verde WT White	IT Integral transformer for 12V MR16 source <i>See "Accessories & Technical Data" section of catalog for remote transformers</i> LAB Less anchor bolts & template (order kit separately - 7581-01) <i>To ship anchor bolt/template kit in advance</i>
		Incandescent 50PAR20 50W / PAR20 / medium <i>Lamp not included</i>	120		
		Halogen 50MR16 50W / MR16 / GU5.3 <i>12V remote or integral transformer required - not included Lamp not included</i>	120/12 277/12		



SEDONA 1800-24


42W (max) Compact Fluorescent
50W (max) PAR20 Incandescent
Line Voltage

50W (max) MR16 Halogen
Low Voltage (12V)



SAMPLE NUMBER: 1800-36-50MR16-277/12-VE-IT

MODEL	SIZE	SOURCE	VOLTS	FINISH	OPTIONS
1800 36" x 5" x 3" bollard	36	Metal Halide MH39PAR20 39W / PAR20 / medium <i>Includes integral core & coil ballast. Lamp not included.</i>	120, 208 240, 277, 347	<i>Painted</i> BK Black BZ Bronze CS City silver VE Verde WT White	EL Electronic HID ballast (120/277V) in lieu of core & coil IT Integral transformer for 12V MR16 source <i>See "Accessories & Technical Data" section of catalog for remote transformers</i> LAB Less anchor bolts & template (order kit separately - 7581-01) <i>To ship anchor bolt/template kit in advance</i>
		Compact Fluorescent CF42 26W, 32W, or 42W / triple tube / universal GX24q <i>Includes integral universal electronic ballast (120-277V). Lamp not included.</i>	120, 208 240, 277		
		Incandescent 50PAR20 50W / PAR20 / medium <i>Lamp not included</i>	120		
		Halogen 50MR16 50W / MR16 / GU5.3 <i>12V remote or integral transformer required - not included Lamp not included</i>	120/12 277/12		

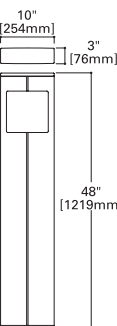


SEDONA 1800-36

39W (max) PAR20 Metal Halide


42W (max) Compact Fluorescent
50W (max) PAR20 Incandescent
Line Voltage

50W (max) MR16 Halogen
Low Voltage (12V)



SAMPLE NUMBER: 1800-48-MH39T6-120-BK

MODEL	SIZE	SOURCE	VOLTS	FINISH	OPTIONS
1800 48" x 10" x 3" bollard	48	Metal Halide MH39T6 39W / T6 / G12 <i>Includes integral core & coil ballast. Lamp not included</i>	120, 208 240, 277 347	<i>Painted</i> BK Black BZ Bronze CS City silver VE Verde WT White	EL Electronic HID ballast (120/277V) in lieu of core & coil IT Integral transformer for 12V MR16 source <i>See "Accessories & Technical Data" section of catalog for remote transformers</i> LAB Less anchor bolts & template (order kit separately - 7366-01PK) <i>To ship anchor bolt/template kit in advance</i>
		Compact Fluorescent CF42 26W, 32W, or 42W / triple tube / universal GX24q <i>Includes integral universal electronic ballast (120-277V). Lamp not included.</i>	120 277		
		Halogen 20MR16 (2) 20W / MR16 / GU5.3 <i>12V remote or integral transformer required - not included Lamp not included</i>	120/12 277/12		



SEDONA 1800-48

39W (max) T6 Metal Halide

42W (max) Compact Fluorescent
Line Voltage

(2) 20W (max) MR16 Halogen
Low Voltage (12V)