

DESCRIPTION

3.75" round LED pucklight for recessed or surface mounting. Utilizes five 1 watt leds in amber, blue, green, or four types of white.

For use in downlighting and task lighting applications such as under cabinets.

| | | |
|--------------------|--|-------------|
| Catalog # | | Type |
| Project | | |
| Comments | | Date |
| Prepared by | | |

SPECIFICATION FEATURES

A...Construction

All aluminum construction with integrated heat sink.

B...Light Source

Five 1 watt LEDs in amber, blue, green, red, or 2800K, 3500K, 4100K or 5100K white.

C...Power Supply

36" whip with quick connectors at each end to connect the fixture to the included external 350mA constant current driver. Driver comes in an enclosure/junction box with a knockout for 120V input.

D...Mounting

May be mounted as a recessed fixture in as little as 1.5" plenum height. Spring retaining clips secure the recessed trim in place. May also be surface mounted using an aluminum extender sleeve.


F...Finish

Available in white, black or silver powder coat finish.

Cut-out: 2.75" dia.

E...Lens


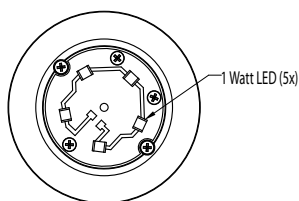
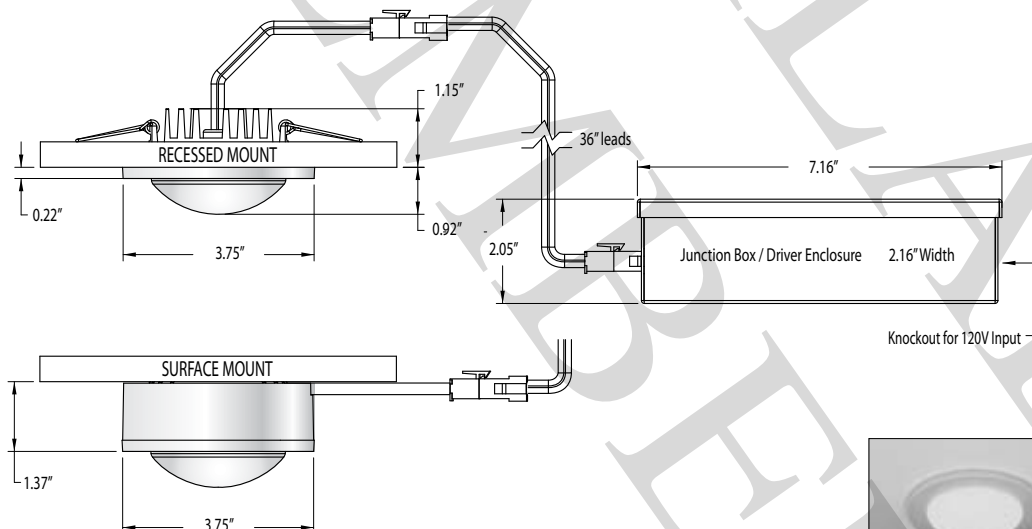
Flat or drop glass lens included. White LEDs use a clear or frosted lens. Colored LEDs use a corresponding color lens.



RSA LED PUCKLIGHT

LED10
3.75" O.D.
Recessed or Surface Mounted Fixture

Five x 1 Watt LED



ORDERING INFORMATION

LED10

Fixture
LED10 =
 3.75" Round LED Pucklight

Mounting Type
S = Surface Mount
R = Recessed Mount

LED Color
28 = White 2800K
35 = White 3500K
41 = White 4100K
51 = White 5100K
AM = Amber
BL = Blue
GR = Green
RD = Red

Lens Type / Color
FC = Flat Clear **DF = Drop Frosted**
FA = Flat Amber **DA = Drop Amber**
FB = Flat Blue **DB = Drop Blue**
FG = Flat Green **DG = Drop Green**
FR = Flat Red **DR = Drop Red**

Finish
W = White
B = Black
S = Silver