



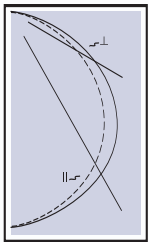
Ovation

*Recessed
Direct/Indirect
Fluorescent*

E3 Metalux

*Parabolic Baffle Frosted Lamp Shield Below Ceiling Center/Side Mount
Specular Drop Basket Perforated White Steel Thin Blade Split Lamp*

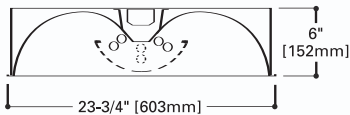
CENTER MOUNT ROUND PERFORATED WHITE STEEL AVAILABLE IN 2' x 2' & 2' x 4' SIZES



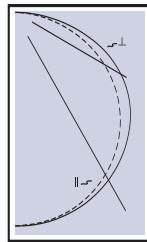
2RDI-2BX40RP
 Electronic Ballast
 F40BX/35K/RS Lamps
 3150 Lumens
 Spacing criterion:
 (II) 1.2 x mounting height,
 (L) 1.3 x mounting height
 Efficiency 78.2%
 Test Report #223P116
 LER= FL65
 Yearly Cost of 1000
 lumens, 3000 hrs at .08
 KWH = \$3.69

Zonal Lumen Summary

Zone	Lumens	%Lamp	%Fixture
0-30	1339	21.2	27.2
0-40	2205	35.0	44.8
0-60	3932	62.4	79.8
0-90	4926	78.2	100.0
0-180	4926	78.2	100.0



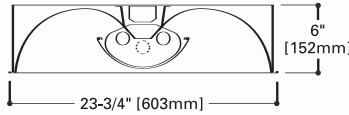
CENTER MOUNT FROSTED LAMP SHIELD AVAILABLE IN 2' x 2' & 2' x 4' SIZES



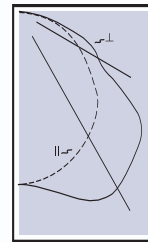
2RDI-232FLS
 Electronic Ballast
 F032/35K 32W Lamps
 2800 Lumens
 Spacing criterion:
 (II) 1.3 x mounting height,
 (L) 1.3 x mounting height
 Efficiency 82.1%
 Test Report #223P132
 LER= FL82
 Yearly Cost of 1000
 lumens, 3000 hrs at .08
 KWH = \$2.92

Zonal Lumen Summary

Zone	Lumens	%Lamp	%Fixture
0-30	1123	20.0	24.4
0-40	1863	33.3	40.5
0-60	3425	61.2	74.5
0-90	4597	82.1	100.0
0-180	4597	82.1	100.0



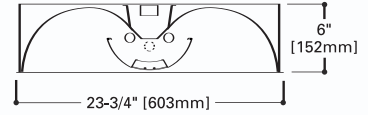
CENTER MOUNT ROUND PERFORATED WHITE STEEL WITHIN BLADE WHITE BAFFLE AVAILABLE IN 2' x 2' & 2' x 4' SIZES



2RDI-228T5RP/TBW
 Electronic Ballast
 (2) 28W T5 Lamps
 2610 Lumens
 Spacing criterion:
 (II) 1.2 x mounting height,
 (L) 1.6 x mounting height
 Efficiency 74.2%
 Test Report #07650
 LER= FL62
 Yearly Cost of 1000
 lumens, 3000 hrs at .08
 KWH = \$3.84

Zonal Lumen Summary

Zone	Lumens	%Lamp	%Fixture
0-30	1015	19.4	26.2
0-40	1714	32.8	44.2
0-60	3083	59.1	79.6
0-90	3875	74.2	100.0
0-180	3875	74.2	100.0




The Metalux **Ovation** series of recessed direct/indirect luminaires offers an attractive and efficient alternative to traditional recessed lighting. The design of **Ovation** distributes light in a way that illuminates both horizontal and vertical surfaces in a space.

Ovation is available in a variety of sizes that include: 2' x 2', 2' x 4', 1' x 4', and in a variety of styles: Center basket, Side basket and Asymmetric. Lamp types available include T8, T5, T5HO, and biaxial compact fluorescent lamps.

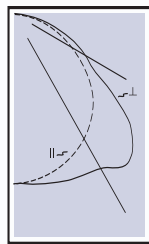
A high reflectance architectural matte white finish is provided to enhance the performance of **Ovation**. Center basket styles include: the round perforated version (RP), or a solid matte white finished version (X), **Ovation** also has louvered center baskets with a thin white baffle (RP/TBW), a semi-specular low iridescent louver (RP/PLI), or a specular low iridescent louver (RP/PLMI), there is a split center basket version (SCS). All versions supplied with the round perforated material come complete with a frosted white acrylic overlay lens that provides balanced brightness and shields direct lamp glare.

Ovation's styling allows for a diverse range of applications: private offices, reception areas, conference rooms, retail merchandising, libraries, classrooms, etc.



AVAILABLE IN 2' x 2' & 2' x 4' SIZES

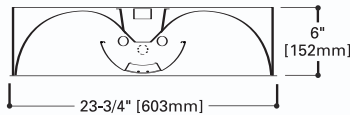
ROUND PERFORATED WHITE STEEL W/SPECULAR OR SEMI-SPECULAR PARABOLIC BAFFLE



2RDI-228T5RP/PLMI
 Electronic Ballast
 (2) 28W T5 Lamps
 2610 Lumens
 Spacing criterion:
 (H) 1.2 x mounting height,
 (L) 1.6 x mounting height
 Efficiency 59.5%
 Test Report #07652
 LER= FL50
 Yearly Cost of 1000
 lumens, 3000 hrs at .08
 KWH = \$4.79

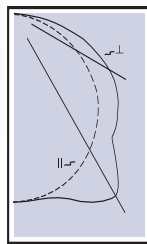
Zonal Lumen Summary

Zone	Lumens	%Lamp	%Fixture
0-30	813	15.6	26.2
0-40	1388	26.6	44.7
0-60	2513	48.1	80.9
0-90	3105	59.5	100.0
0-180	3105	59.5	100.0



AVAILABLE IN 2' x 2' & 2' x 4' SIZES

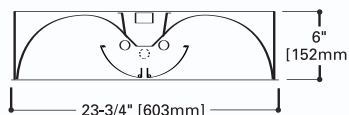
CENTER MOUNT SPLIT LAMP SHIELD



2RDI-228T5SLS
 Electronic Ballast
 (2) 28W T5 Lamps
 2610 Lumens
 Spacing criterion:
 (H) 1.2 x mounting height,
 (L) 1.4 x mounting height
 Efficiency 70.1%
 Test Report #07649
 LER= FL59
 Yearly Cost of 1000
 lumens, 3000 hrs at .08
 KWH = \$4.07

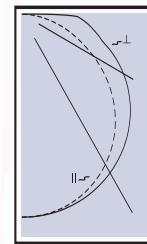
Zonal Lumen Summary

Zone	Lumens	%Lamp	%Fixture
0-30	935	17.9	25.5
0-40	1578	30.2	43.1
0-60	2842	54.4	77.6
0-90	3660	70.1	100.0
0-180	3660	70.1	100.0



AVAILABLE IN 2' x 2' & 2' x 4' SIZES

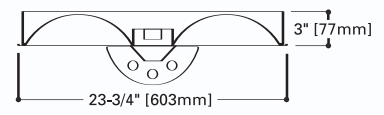
CENTER MOUNT ROUND PERFORATED BELOW CEILING LAMP SHIELD



2RDI-254T5RPD
 Electronic Ballast
 (2) F54T5/841HO Lamps
 4400 Lumens
 Spacing criterion:
 (H) 1.2 x mounting height,
 (L) 1.3 x mounting height
 Efficiency 63.4%
 Test Report #239P102
 LER= FL46
 Yearly Cost of 1000
 lumens, 3000 hrs at .08
 KWH = \$5.21


Zonal Lumen Summary

Zone	Lumens	%Lamp	%Fixture
0-30	1328	15.1	23.8
0-40	2191	24.9	39.3
0-60	3977	45.2	71.3
0-90	5575	63.4	100.0
0-180	5575	63.4	100.0



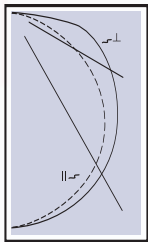
Recessed Direct/Indirect Luminaire Series

- Illuminates both horizontal and vertical surfaces
- 2' x 2', 2' x 4', 1' x 2', and 1' x 4' housing sizes
- Lamp types available are T8, T5, T5HO and biaxial compact fluorescent
- Architectural high-reflectance matte white finish
- Center basket, Side basket, and Asymmetric versions
- Center basket styles include:
 - Round Perforated (RP)
 - Solid Matte White Finished version (X)
 - Louvered Center Basket with a Thin White Baffle (RP/TBW)
 - Louvered Center Basket with a Semi-specular low iridescent louver (RP/PLI)
 - Louvered center basket with a Specular low iridescent louver (RP/PLMI)
 - Split center basket version (SLS)
 - Frosted acrylic lamp shield (FLS)
 - Drop below ceiling basket version (RPD)
- All perforated baskets have frosted white acrylic overlay lenses
- Positive lamp shield retention
- Ballast access from above and below the ceiling
- Diverse applications include:
 - Private Offices, Reception Areas, Conference Rooms, Retail Merchandising, Libraries, Classrooms



AVAILABLE IN 2' x 2' & 2' x 4' SIZES

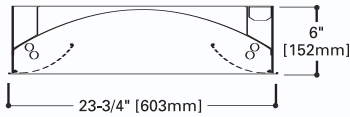
SIDE MOUNT ROUND PERFORATED WHITE STEEL



2RDI-S-2BX40RP
Electronic Ballast
F40BX/35K/RS Lamps
3150 Lumens
Spacing criterion:
(II) 1.2 x mounting height,
(L) 1.3 x mounting height
Efficiency 67.9%
Test Report #223P115
LER= FL55
Yearly Cost of 1000
lumens, 3000 hrs at .08
KWH = \$4.36

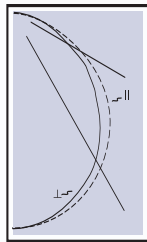
Zonal Lumen Summary

Zone	Lumens	%Lamp	%Fixture
0-30	1114	17.7	26.1
0-40	1825	29.0	42.7
0-60	3249	51.6	76.0
0-90	4276	67.9	100.0
0-180	4276	67.9	100.0



AVAILABLE IN 1' x 2' & 1' x 4' SIZES

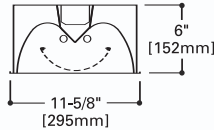
CENTER MOUNT ROUND PERFORATED WHITE STEEL



RDI-214T5RP
Electronic Ballast
F14T5/835 Lamps
1350 Lumens
Spacing criterion:
(II) 1.2 x mounting height,
(L) 1.2 x mounting height
Efficiency 57.6%
Test Report #226P115
LER= FD46
Yearly Cost of 1000
lumens, 3000 hrs at .08
KWH = \$5.22

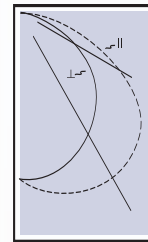
Zonal Lumen Summary

Zone	Lumens	%Lamp	%Fixture
0-30	476	17.6	30.6
0-40	765	28.3	49.2
0-60	1287	47.7	82.7
0-90	1555	57.6	100.0
0-180	1555	57.6	100.0



AVAILABLE IN 1' x 2' & 1' x 4' SIZES

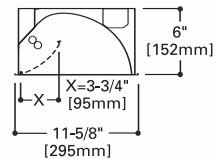
SIDE MOUNT ROUND PERFORATED WHITE STEEL



RDI-ASY-1BX40RP
Electronic Ballast
F40BX/35K/RS Lamps
3150 Lumens
Efficiency 68.3%
Test Report #226P107
LER= FL54
Yearly Cost of 1000
lumens, 3000 hrs at .08
KWH = \$4.44

Zonal Lumen Summary

Zone	Lumens	%Lamp	%Fixture
0-30	580	18.4	27.0
0-40	955	30.3	44.4
0-60	1704	54.1	79.2
0-90	2151	68.3	100.0
0-180	2151	68.3	100.0



Ordering Information

Sample Number: 2RDI-232RP/TBW-120V-EB51-U

<p>2 RDI</p> <p>Blank=1' Width 2=2' Width</p> <p>Ovation Series RDI=Recessed Direct/Indirect</p> <p>Trim Type Leave Blank=Grid/Lay-in (Standard)</p> <p>Trim Type Leave Blank=Center Mounted Lamps (Standard) S=Side Mounted Lamps ASY=Asymmetric</p> <p>Number of Lamps (Not included) 1=1 Lamp 2=2 Lamp 3=3 Lamp 4=4 Lamp T1=2' x 4' Fixture with One Biax Lamp at Each End T2=2' x 4' Fixture with Two Biax Lamps at Each End T3=2' x 4' Fixture with Three Biax Lamp at Each End</p> <p>NOTE: 1' x 2' and 2' x 4' Center Lamp Shield models only. 2 Products also available in non-U.S. voltages and frequencies for international markets.</p>	<p>2 32 RP/TBW</p> <p>Wattage (Length) 17=17W T8 (24") 32=32W T8 (48") BX40=40W Biax (24") BX50=50W Biax (24")¹ BX55=55W Biax (24")¹ 14T5=14W T5 (24")¹ 24T5=24W T5HO (24")¹ 28T5=28W T5 (48")¹ 54T5=54W T5HO (48")¹</p> <p>Lamp Shield X=Solid Matte White RP=Round Perforated White Steel RP/TBW=Round Perforated White Steel w/Thin Blade White Baffle RP/PLI=Round Perforated White Steel w/Semi- Specular Parabolic Baffle RP/PLMI=Round Perforated White Steel w/Specular Parabolic Baffle RPD=Round Perforated Steel Below Ceiling Lamp Shield RPD/TBW=Round Perforated Below Ceiling Lamp Shield w/Thin Blade White Baffle FLS=Frosted Lamp Shield¹ SLS=Split Lamp Shield¹</p> <p>Options GL=Single Element Fuse GM=Double Element Fuse LAMPS=Lamps Installed FLEX=Flex Installed EMERGENCY=EM Installed ST=Silver Tannenbaum Reflector</p>	<p>Voltage² 120V=120 Volt 277V=277 Volt 347V=347 Volt UNV=Universal Voltage 120-277</p>	<p>Options</p> <p>Packaging U=Unit Pack PALC=Job Pack, in Carton</p> <p>Ballast Type Blank=Standard Magnetic Ballast (40W Biax only) EB8 =T8 Electronic Instant Start Total Harmonic Distortion < 20% No. of Ballast 1, 2 or 3 EB8_/PLUS=T8 Electronic Instant Start High Ballast Factor > 1.13 Total Harmonic Distortion < 20% No. of Ballast 1, 2 or 3 ER8 =T8 Electronic Program Rapid Start Total Harmonic Distortion < 10% No. of Ballast 1, 2 or 3 TEB8 =T8 Electronic Instant Start Total Harmonic Distortion < 10% No. of Ballast 1, 2 or 3 EB5 =T5 Biax Electronic Instant Start Total Harmonic Distortion < 20% No. of Ballast 1, 2 or 3 TEB5 =T5 Biax Electronic Instant Start Total Harmonic Distortion < 10% No. of Ballast 1, 2 or 3 EBT =T5 Linear Electronic Program Rapid Start Total Harmonic Distortion < 10% No. of Ballast 1, 2 or 3</p>
---	---	---	--





Customer First Center

1121 Highway 74 South
Peachtree City, Georgia 30269
770 486 4800
Fax 770 486 4801

Domestic Facilities, USA

Cranbury, New Jersey
Elk Grove Village, Illinois
Irving, Texas
Ontario, California
Peachtree City, Georgia

International Sales, USA

Peachtree City, Georgia

Canada

Cooper Lighting
5925 McLaughlin Road
Mississauga, Ontario L5R 1B8
905 507 4000
FAX 905 568 7049

Domestic Facilities, Canada

Calgary, Alberta
Chomedey, Laval P.Q.

Cooper Lighting, Inc.
All rights reserved
Printed in USA

Dimensions and specifications are subject to
change without notice.

The Cooper Lighting Family

Halo

Cooper Lighting - Metalux

Cooper Lighting - Lumark

Cooper Lighting - Sure-Lites

Neo-Ray

Corelite

Portfolio

Iris

Shaper

Lumière

Invue

McGraw-Edison

Fail-Safe

MWS

DLS

RSA

