


## NEO-RAY™



803



802

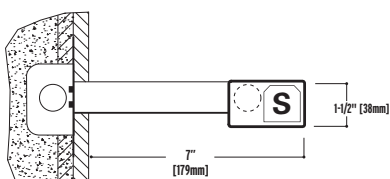
## SCALA

### 803-IW

### 802-IW

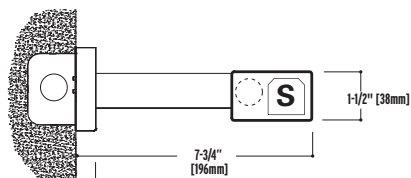
#### DIRECT-INDIRECT

- 803 IW Regressed canopy creates illusion of an illuminated floating rail (pictured above)
- Single T5 lamping utilizes wall surface for indirect lighting component
- Customizable diffuser material available including architectural patterned glass
- Fixture may be used without diffusion material for refined minimalist appearance
- Slim 1-1/2" Height x 7-1/8" Extension
- Die-cast aluminum end caps
- Modular construction allows easy creation of rows with included joiners
- Precision formed steel fixture body available in Polished and Satin Chrome finishes
- Companion Scala pendant available



803

See mounting notes



802

3/8" (10mm)

#### Construction

Housing is die formed cold rolled steel forming an 1-1/2" x 7-3/4" architectural profile. Standard 4'-0" and 8'-0" fixture lengths combine for individual or continuous runs.

#### End Caps

End caps are precision die-cast aluminum mechanically attached without exposed fasteners.

#### Reflectors

Optical reflectors are die-formed high reflectance white painted steel.

#### Electrical

Fixtures use UL listed Class P, T5 program rapid start electronic ballasts. Power factor of 97% with less than 10% THD. Fixtures and electrical components certified to UL and CUL standards.

#### Diffusing Media

Standard ribbed semi-transparent/translucent diffusing lens are available. Custom diffusers can be specified (consult factory).

#### Finish

Baked on low-gloss white powder coated acrylic finish.

#### Mounting

Fixture mounts directly to existing structure over a 2" x 4" standard electrical box **mounted horizontally** in the wall.

#### 803 Mounting Notes

803 mounts to blocking (by others) behind sheet rock that is then plastered over for refined aesthetic. Flexible conduit (by others) feeds directly into fixture arm with home run (elec.) to each row.

**S** = Slim Line Ballast only.

#### ORDERING INFORMATION:

Sample number: 802IW-1T5-48-1EB-SI-S28A

#### Series

802=Scala

803=Scala

#### Light Output

I=Indirect

#### Mounting

W=Wall

#### Number of Lamps (not included)

1=1 Lamp

#### Lamp Type

T5

T5HO

#### Run Length

Overall Nominal Run Length\_\_ft. (Any combination of 8', 6', 4' and 3' sections)

#### Voltage<sup>1</sup>

1=120V

2=277V

3=347V

U=Universal

#### Ballast

EB=Electronic Ballast (Standard)

DB=Dimming Ballast

[Only slim line ballast (small case)]

#### Switching

SI=Single Switching

DU=Dual Switching

#### Emergency

EM=Emergency Pack (Consult Factory)

#### Diffuser Type

28A=Ribbed Clear Plastic

28C=Ribbed Blue Plastic

28B=Ribbed Texture Plastic

28D=Ribbed Green Plastic

#### Special Finish Options

CB=Chrome housing with black gloss ends

SB=Satin housing with black gloss ends

<sup>1</sup> Due to various constraints, some options may not be combined with others.

#### STANDARD LUMINAIRE LENGTHS\*

48"[1219mm]\*



96"[2438mm]\*

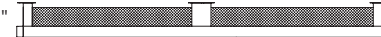


#### SPECIAL ORDER

36"



72"



\*Dimensions do not include end caps.

NOTES: For complete product data, refer to the Neo-Ray Specification Binder. Specifications and dimensions subject to change without notice. Products may be modified for use in international markets. Please contact your Cooper Lighting Sales Representative for availability and ordering information.