

2.50" Mini Combination Fixture Recessed or Surface Mount

☐ MMS6000

☐ MMS6001

☐ MMS6003

12V Bi-Pin Base G4 Lamp 20 Watts Max. (Included)

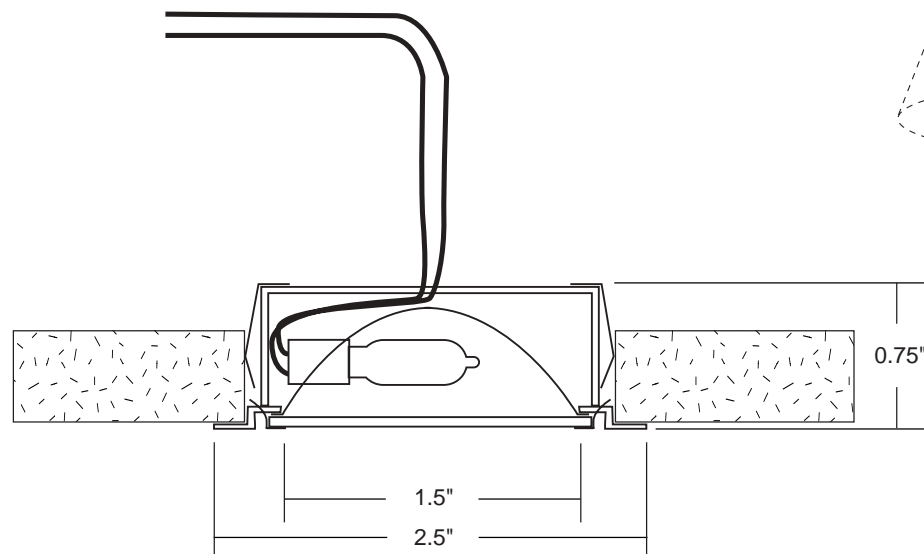
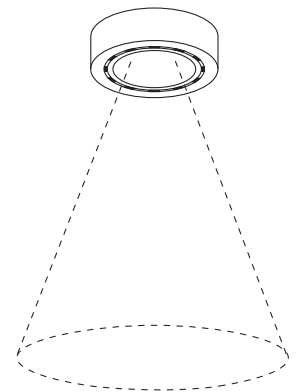
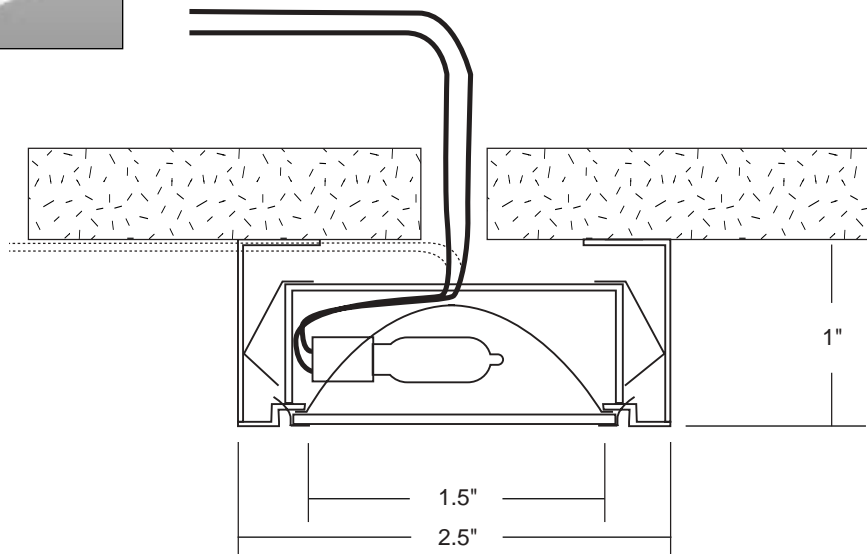
Recessed or surface mounted trim suitable for task / downlighting applications.

Injection molded construction with aluminum lamp reflector.

Wireway on outer housing provides optional surface wiring method for applications with no access beyond the mounting surface.

Includes a 20W halogen lamp, all mounting hardware and 30" wire leads.

THIS FIXTURE IS NOT U.L. LISTED. CONTRACTOR MUST FOLLOW N.E.C. CODE FOR CLASS 2 WIRING.



Item #	Description	Finish	Trim Dia.	Ceiling Cut-Out	Lamp
MMS6000	Recessed or Surface Mounted Combination Fixture	White	2.50"	2.13"	12 volts Bi-Pin G4 Halogen 20 watts max. (Included)
MMS6001		Black			
MMS6003		Chrome			