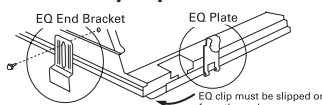
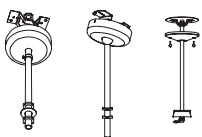

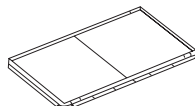
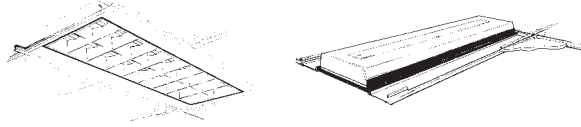

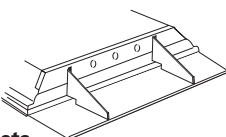


COOPER LIGHTING - METALUX®

PARABOLIC, RECESSED AND SURFACE ACCESSORIES (ORDER SEPARATELY)

ACCESSORY	DESIGNATION	DESCRIPTION
T-Bar Safety Clips 	EQ-Clip-U (U.L. Listed 912Y) T3A End EQ Bracket Parts Bag (Includes (4) Screws and (4) Brackets)	(U.L. Listed E61165) U.L. approved safety clips used to secure recessed troffers to T-bar. EQ clips used on fixture sides and EQ end brackets for use on fixture ends. Use four per fixture
Suspension Sets 	Stem Sets SCF-XX-B SCS-XX-B (Deep canopy, 3/8" stem, 5/8" outside diameter) XX= Length 6, 8, 12, 24, 36, 48, 60, 72 SCA-48-B	Fixed Stem Set Swivel Stem Set Adjustable Stem Set (1/4" IPS Stem, 1/2" O.D.)
	Cable Sets CCA-XX-PFC-U CCA-XX-PFS-U CCA-XX-NPF-U CCF-XX-PFC CCF-XX-PFS CCF-XX-NPF	CCA=Adjustable Cable (XX=48" or 120") CCF=Fixed Cable (XX=12", 15", 18", 21", 24" or 27") PFC=Power Feed, coil power cord PFS=Power Feed, straight power cord NPF=Non Power Feed
Plaster Frames 	95-PF-14 (1x4) 95-PF-22 (2x2) 95-PF-24 (2x4) 95-PF-44 (4x4)	Heavy Gauge Metal Construction. Used with Flanged Recessed Fixtures. (Intended to serve as a plaster stop only, not to fit into an opening).
Side Filler Panel 	SFP-4FT-B	Heavy gauge side filler panels for 20" x 48" fixture for use in a 2' x 4' ceiling installation. (Baked white finish/2 per set)
Spacer 	A-1-B/Spacer-U	Spaces fixture 1 1/2" to 2 1/2" from ceiling
End Fillers 	12-EFS-B (1x2, 1x4) 20-EFS-B (20x48, 20x24)	6" Heavy gauge end fillers use 2 per fixture. End fillers lay on T-bars and are held in place by fixtures 24-EFS-B (2x2, 2x4) but are not attached
End Support Brackets	ESS-B	Heavy gauge end support brackets. Four per fixture are required when fixtures are supported from ends. Must be used with fixture that has a modified end plate (MEP).
CR Wall Mounting Kit	CR-WALLKIT	Kit including clips to install the CR Surface Corridor fixture for wall mount applications.

Items listed are the major accessories available on Metalux Recessed (Parabolic and Recessed) and Surface Fixtures. Additional options and accessories are available. Consult Pre-Sales Technical Support for additional information.