

COOPER LIGHTING - METALUX®

DESCRIPTION

The accord(TM) redefines fluorescent lighting by improving on aesthetics, comfort and energy savings. The accord(TM) provides the right amount of light while eliminating surface shadows commonly found in parabolics. Therefore, accord(TM) increases the comfort level while providing significant energy savings.

The accord(TM) is the ideal solution for offices, schools, hospitals, retail and other applications.

Catalog #		Type
Project		
Comments		Date
Prepared by		

SPECIFICATION FEATURES

A ... Construction

Shallow 3-1/4" deep housing is die formed of code gauge, prime cold rolled steel. Heavy gauge end plates are securely attached with screws for strength and rigidity and the elimination of gaps. Four auxiliary fixture end suspension points are provided. Large access plate for supply connection.

B ... Electrical*

Ballasts are Class "P" and are positively secured. Rotor-lock lampholders ensure positive lamp retention. UL/CUL listed. Suitable for damp locations.

C ... Ballast Access

Ballast is mounted on a heavy gauge access plate and can be accessed from above the ceiling line.

D ... Finish

Durable cold rolled steel with multistage, iron phosphate pretreatment and white enamel finish to ensure maximum bonding and rust inhibition.

E ... Reflectors

Reflector has high reflectance baked matte white enamel finish for luminous uniformity.

F ... Shielding

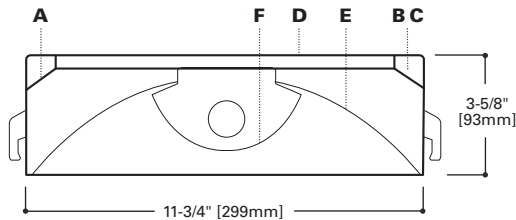
Positively retained frosted acrylic profile lenses provide a soft but effective distribution of light.



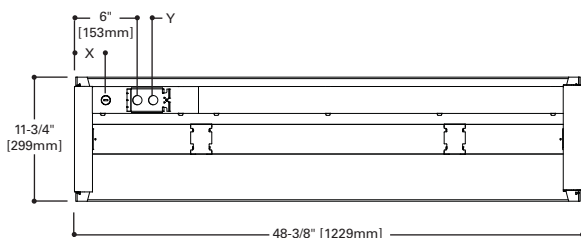
AC
132T8

T8 LAMP
1' X 4' Recessed
Troffer Series

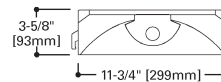
MOUNTING DATA



MOUNTING DATA

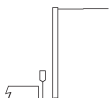


LAMP CONFIGURATIONS



CEILING COMPATIBILITY

G
Grid/Lay-in
Standard



F
Drywall Frame
Kit



Ceiling
Type**

Exposed Grid
Concealed T
Slot Grid
Flange

Trim
Type

G
G or T
G or T

ENERGY DATA

Input Watts:

EB Ballast & STD Lamps @ 277V
132T8 (30)

Luminaire Efficacy Rating

LER =FL75

Catalog Number: AC-132

Yearly Cost of 1000 lumens,
3000 hrs at .08 KWH = \$5.01

*Reference the lamp/ballast data in the Technical Section for specific lamp/ballast requirements.

**Consult Pre Sales Technical Support.

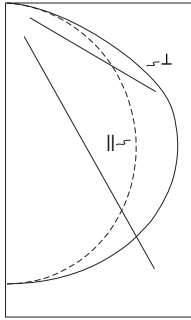
***See Drywall Frame Kit Accessory

LAMPS CONTAIN MERCURY. DISPOSE ACCORDING TO LOCAL, STATE OR FEDERAL LAWS

LINEAR DISCONNECT
Safe and convenient means of disconnecting power



PHOTOMETRICS



AC-132
 Electronic Ballast
 (1) F32WT8/835 Lamp
 2850 Lumens each
 Spacing criterion:
 (II) 1.2 x mounting
 height, (⊥) 1.4 x
 mounting height
 Efficiency 89.8%
 Test Report:
 AC-132.IES
 LER = FL75 LPW
 Yearly Cost of 1000
 lumens, 3000 hrs at
 .08 KWH = \$5.01

Candlepower

Angle	Along II	45°	Across ⊥
0	798	798	798
5	794	796	797
10	783	789	795
15	764	777	790
20	738	760	783
25	705	739	771
30	665	713	755
35	620	682	735
40	570	647	708
45	516	606	675
50	458	560	634
55	398	507	584
60	337	448	517
65	273	383	403
70	207	296	276
75	142	192	171
80	81	102	89
85	31	31	22
90	0	0	0

Coefficients of Utilization

rc rw RCR	Effective floor cavity reflectance																	
	80%			70%			50%			30%			10%			0%		
	70	50	30	10	70	50	30	10	50	30	10	50	30	10	50	30	10	0
0	107	107	107	107	104	104	104	104	100	100	100	96	96	96	92	92	92	90
1	97	93	89	86	95	91	87	84	87	84	82	84	81	79	80	78	77	75
2	88	81	74	69	86	79	73	68	76	71	67	73	69	65	70	67	64	62
3	80	70	63	57	78	69	62	56	66	60	55	64	59	54	61	57	53	51
4	73	62	54	48	71	61	53	47	58	52	47	56	51	46	54	49	45	43
5	67	55	47	41	65	54	46	40	52	45	40	50	44	40	49	43	39	37
6	62	49	41	35	60	49	41	35	47	40	35	45	39	34	44	38	34	32
7	57	45	37	31	56	44	36	31	43	36	31	41	35	30	40	34	30	28
8	53	41	33	27	52	40	33	27	39	32	27	38	31	27	37	31	27	25
9	50	37	30	25	48	37	29	25	36	29	24	35	29	24	34	28	24	22
10	46	34	27	22	45	34	27	22	33	26	22	32	26	22	31	26	22	20

Zonal Lumen Summary

Zone	Lumens	%Lamp	%Fixture
0-30	636	22.3	24.9
0-40	1062	37.3	41.5
0-60	1974	69.2	77.1
0-90	2559	89.8	100.0
0-180	2559	89.8	100.0

Luminance Data

Angle in Deg	Average 0-Deg cd/sm	Average 45-Deg cd/sm	Average 90-Deg cd/sm
45	1963	2305	2568
55	1867	2378	2739
65	1738	2438	2565
75	1476	1996	1777
85	957	957	679

ORDERING INFORMATION

SAMPLE NUMBER: AC-132-UNV-EB81-U

<p>Rating Blank=Standard NY=New York Rated ATW-SW4=Chicago Rated</p>	<p>Number of Lamps (Not included) 1=1 Lamp</p>	<p>Shielding Blank=Frosted Acrylic (standard)</p>	<p>Lamps L8835=T8 Lamp, 17W and 32W, 3500K L8841=T8 Lamp, 17W and 32W, 4100K L8835HL=T8 Lamp, 32W, 3500K, 3100 Lumens L8841HL=T8 Lamp, 32W, 4100K, 3100 Lumens</p>	<p>Ballast Type EB8 =T8 Electronic Instant Start. Total Harmonic Distortion < 10% No. of Ballast 1 or 2 EB8 /PLUS= T8 Electronic Instant Start. High Ballast Factor >1.13. Total Harmonic Distortion < 20% No. of Ballast 1 or 2 ER8 =T8 Electronic Program Start. Total Harmonic Distortion < 10% No. of Ballast 1 or 2 HPT8 Ballast</p>	<p>Packaging U=Unit Pack PALC=Job Pack, in carton</p>
<p>Width⁽²⁾ Blank=1' Width</p>	<p>Wattage (Length) 32=32WT8 (48")</p>	<p>Voltage⁽¹⁾ UNV=Universal Voltage 120-277</p>	<p>Options GL=Single Element Fuse GM=Double Element Fuse Flex=Flex installed EL=Emergency Installed</p>	<p>Ballast HB8_L=T8 Electronic Instant Start. Low Ballast Factor .77 HB8 =T8 Electronic Instant Start. Ballast Factor .88 HB8_N=T8 Electronic Instant Start. Normal Ballast Factor 1.0 HB8_H=T8 Electronic Instant Start. High Ballast Factor 1.15-1.2 HR8_DIM =T8 Electronic Program Start Step Dimming. Ballast Factor .88 HR8_L=T8 Electronic Program Start. Low Ballast Factor .77 HR8 =T8 Electronic Program Start. Ballast Factor .88 HR8_H=T8 Electronic Program Start. High Ballast Factor 1.15-1.2</p>	
<p>Series AC=Accord Series</p>					

NOTES: ⁽¹⁾ Products also available in non-US voltages and frequencies for international markets. ⁽²⁾ 1' x 4' Accord is not designed for continuous row mount applications.

For complete product data, reference the Fluorescent Specification binder. Specifications & dimensions subject to change without notice. Consult your Cooper Lighting Representative for availability and ordering information.

SHIPPING INFORMATION

Catalog No.	Wt.
AC-132T8	22 lbs.