

DESCRIPTION

606 Luminous Wall Sconce features an angled horizontal body with a center perforated panel and two matte acrylic side panels. The luminaire provides soft uniform front illumination as well as a subtle perimeter back glow. ADA compliant.

Catalog #		Type
Project		
Comments		Date
Prepared by		

SPECIFICATION FEATURES

Material

Painted or plated cold-rolled steel base metal with matte white acrylic front panels and a 3/32" x 5/32" staggered round perforated center.

Finish

Standard: Matte White (MW). Premium: Satin Chrome (SC), Polished Chrome (PC), Oxidized Brass (OBRS), Satin Brass (SB), Polished Brass (PB), Satin Copper (SCP), Polished Copper (PCP), Oxidized Copper (OCP), Satin Nickel (SN), Polished Nickel (PN), Gun Metal (GNM), Lacquered Satin Chrome (SCL), Lacquered Satin Nickel (SNL) or Custom Color (CC).

Optics

Refer to www.shaperlighting.com for complete photometrics.

Ballast

Integral electronic HPF, multi-volt 120/277V (347V Canada), thermally protected with end-of-life circuitry to accommodate the specified lamp wattage.

Lamp/Socket

Two (2) 26W (GX24q-3 base), 32W (GX24q-3 base) 4-pin triple tube CFL or two (2) 13W (2GX7) low watt 4-pin CFL or two (2) 60W frosted T-10 lamps. CFL socket injection molded plastic. INC socket fired ceramic rated for 660W-250V. Lamps furnished by others.

Installation

Supplied with a universal circular strap for a standard 4" J-box or plaster ring. Front shield rotates up for ease of relamping. Horizontal or vertical mount.

Options


Hand Painted Faux Alabaster Panels (FP), Hand Painted Faux Linen Panels (LNP), Perforated Panels (PP), Custom Laser Cut Center Panel (LCP) - Contact factory for pattern options, Remote Emergency Battery - Supplied by others (REM). Energy Star Rating - Contact Factory. Damp Locations (DL): All Painted finishes, Lacquered Satin Chrome (SCL), Lacquered Satin Nickel (SNL), finishes only.

Labels

U.L. and C.U.L approved for indoor and damp location. See options for damp location finishing requirements. ADA compliant.

Modifications

Shaper's skilled craftspeople with their depth of experience offer the designer the flexibility to modify standard wall luminaires for project specific solutions. Contact the factory regarding scale options, unique finishes, mounting, additional materials/colors, or decorative detailing.



606 SERIES

Interior Wall Luminaire
Luminous Sconce



ORDERING INFORMATION

Sample Number: 606-CFL/2-277V-PCP

--	--	--	--	--	--

Series
606 =Luminous Sconce

Lamp
CFL/2
CFL/2/13
INC/2/60

Voltage
120V
277V¹
347V¹

Finish
Standard
MW=Matte White
Premium
CC =Custom Color
GNM =Gun Metal
OCP =Oxidized Copper
OBRS =Oxidized Brass
PB =Polished Brass
PC =Polished Chrome
PCP =Polished Copper
PN =Polished Nickel
SB =Satin Brass
SC =Satin Chrome
SCL =Lacquered Satin Chrome
SCP =Satin Copper
SN =Satin Nickel
SNL =Lacquered Satin Nickel

Options
DL =Damp Location⁴
REM =Remote Emergency Battery²
FP =Hand Painted Faux Alabaster Panels
LCP =Custom Laser Cut Center Panel³
PP =Perforated Panels

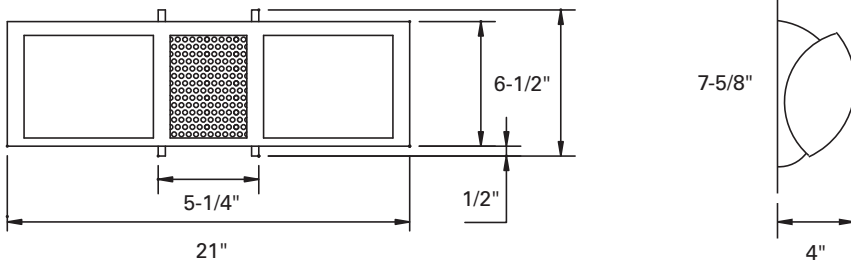
Notes:

- ¹ Available with CFL only.
- ² Supplied by others.
- ³ Consult factory for more patterns and pricing.
- ⁴ Interior applications only

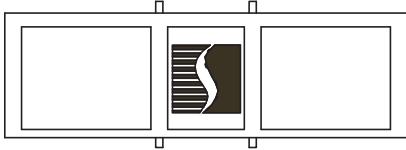
AMERICAN DISABILITIES ACT (ADA)
Shaper offers a large selection of ADA interior and exterior wall luminaires. ADA requires all fixtures below 68" to have a maximum projection of 4".

ENERGY STAR
Shaper now offers a wide variety of fixtures that can be provided with an Energy Star Rating.

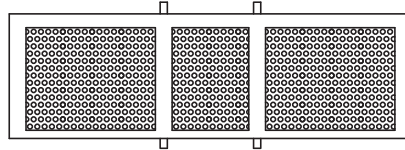
Refer to the Icon Legend
Link on shaperlighting.com.



606 STANDARD



**CUSTOM LASER CUT
CENTER PANEL (LCP)**



**PERFORATED
PANELS (PP)**