

Max. Extension:  
11" (279mm)

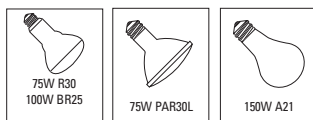
**L710 Traditional**

Notes: Shade interior baked white enamel

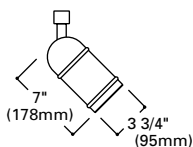
**Finish:** Antique Brass (AB)

**Lamp:** 75W R30, 75W PAR 30L\*, 100W BR25 (Halo Z10), 150W A21

\*Long Neck Lamp Only



AB



Max. Extension:  
10" (254mm)

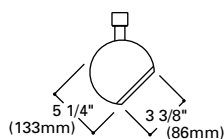
**L711 Traditional with Black Baffle**

**Finish:** Antique Brass (AB)

**Lamp:** 100W BR25 (Halo Z10), 100W A19



AB



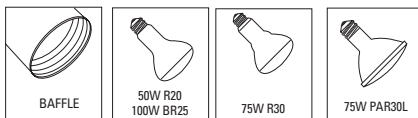
Max. Extension:  
9" (229mm)

**L780 Sphere with Black Baffle**

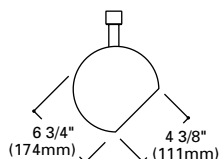
**Finish:** White (P)

**Lamp:** 50W R20, 75W R30, 75W PAR30L, 100W BR25 (Halo Z10)

\*Long Neck Lamp Only



P

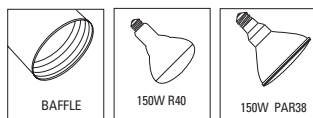


Max. Extension:  
10 1/2" (267mm)

**L784 Sphere with Black Baffle**

**Finish:** White (P)

**Lamp:** 150W R40, 150W PAR38



P

**Lampholder/Track Compatibility**

L710 L711 L780 L784	Halo Single and 2-Circuit L650, L651, L652, L653 L641, L642, L643 L611, L612, L613 L1631, L1632	Halo 4-Circuit L963 Converter required for use with Halo 4-Circuit: L621, L622, L623	Halo "LA" Architectural LA1L Converter required for use with Halo "LA" Linear Architectural Track: LA631, LA632, LA633	Lazer Track LZR102, LZR104, LZR106, LZR108
------------------------------	---	--	--	--