

DESCRIPTION

Roundback lampholders. Available in white or black finish. For use with Halo and Lazer-by-Halo track systems.

Catalog #	Type
Project	
Comments	
Prepared by	Date

SPECIFICATION FEATURES

A...Electrical Quick Lock Adapter

Polycarbonate casing. Attaches electrically and mechanically anywhere along the track. Visual polarity line assures proper grounding. Two position conductor allows use in single circuit and either circuit of two circuit track.

B...Stem

Extruded aluminum stem allows lampholder to rotate horizontally 338° and adjust 0° to 90° vertically for maximum aiming adjustability.

C...Lampholder Housing

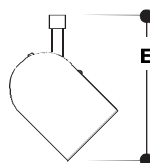
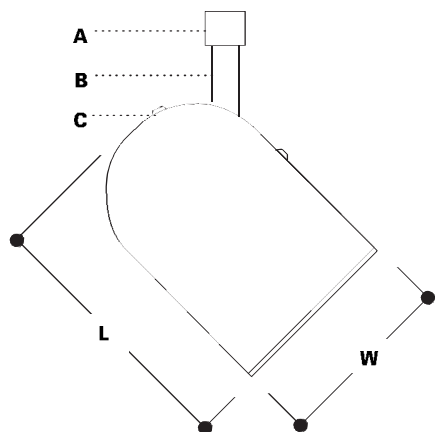
Deep drawn steel housing with baked enamel finish.

D...Baffle

Molded plastic baffle in black finish.

Listings

UL listed and CSA certified for use with Halo and Lazer-by-Halo track and track systems.



L1540



L1542

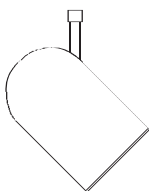
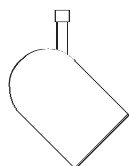
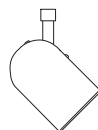


L1543

ORDERING INFORMATION

SAMPLE NUMBER: L1540P

Lampholders	Finishes	Accessories
L1540 L1542 L1543	P=Satin White MB=Matte Black	(See Below)



L1540

For use with:
50W PAR20,
50W R20,
100W BR25 (Halo Z10)
L =5 3/4" [146mm]
W=3 3/4" [95mm]
E =6 3/4" [171mm]

Accessories

L1962 Barn Doors
(Allows use of L200 Filters/ Louvers)

L1542

For use with:
75W R30,
75W PAR30
L =7 3/8" [187mm]
W=5" [127mm]
E =8 5/8" [219mm]

Accessories

L1963 Barn Doors

L1543

For use with:
300W R40,
250W PAR38
L =9" [229mm]
W=5 7/8" [149mm]
E =10 1/2" [267mm]

Accessories

L1964 (Barn Doors
(Allows use of L300 Filters and L277 Louvers)

**ROUNDBACK
CYLINDERS WITH BLACK
COILEX BAFFLE**

Power-Trac

ACCESSORIES

Barn Door Shutters

L1962-Barn Door Shutters for L1540.

Barn door is designed to clip onto lampholder- no additional clips are required. Allows use of L200 Series Filters, Lenses and Louvers.

Color Code: MB

L1963-Barn Door Shutters for L1542.

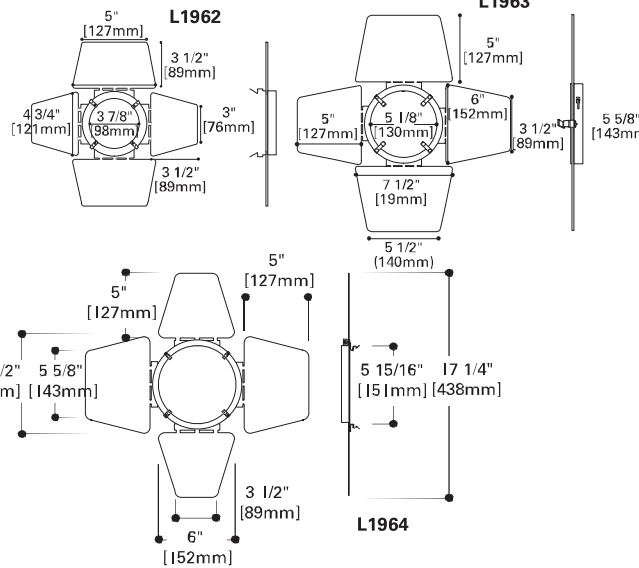
Allows use of L200 Series filters, Lenses and Louvers.

Color Code: MB

L1964-Barn Door Shutters for L1543.

Barn door is designed to clip onto lampholder- no additional clips are required. Allows use of L300 Series Filters and louvers

Color Code: MB



Barn Door Shutters

4 11/16" Filters (119mm)

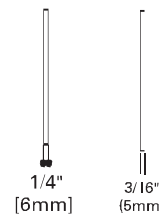
Provides either a soft or intense hue to accent a lighting installation.

- L211=Medium Pink
- L221=Medium Blue
- L212=Warm Red
- L231=Medium Amber
- L214=Ultraviolet Filter
- L241=Medium Green
- L220=Daylight Blue

L300 Filters 6 5/16" (160mm)

Can be used with L1543 lampholder when L1964 Barn door shutters are used.

- L312=Warm Red Color Filter
- L314=Ultraviolet Filter
- L320=Daylight Blue Color Filter
- L330=Straw Color filter
- L313=Medium Amber Color Filter
- L341=Medium Green Color Filter


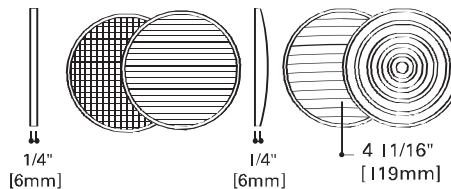


Color Filters

L200 Series Optical Lenses

L1961 Barn Door Shutters required to hold lenses.

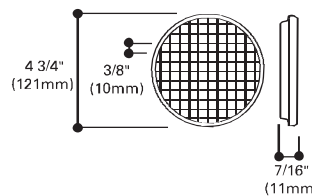
- L210=Linear Spread Lens**
L210 lens fans out light beam 55° - 27 1/2° each side of center
- L215=Radial Spread Lens**
L215 lens spreads light beam 30° in all directions - 15° on all sides of center
- L250=Linear Spread Lens**
L250 lens spreads light beam in one direction
- L265=Prismatic Spread Lens**
L265 Spreads light beam in all directions



Optical Lenses

L275 Cube Cell Louver (For use with L1540 - L1962 Barn Doors required)

4 3/4" OD (121mm). Black finish 1/2" cells for directing light and eliminating glare.



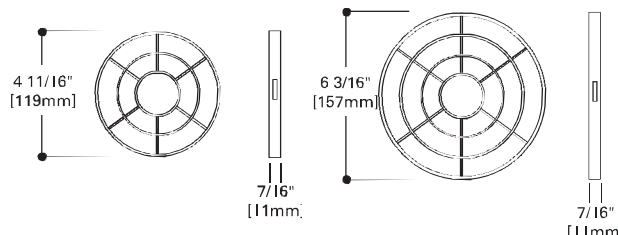
Cube Cell Louvers

L272 Louver

4 11/16" OD (119mm). minimizes glare.

L372 Louver

For use with L1543 lampholder - requires L1964 Barn Door Shutters. Minimizes glare. 6 3/16" OD (157mm).



Louvers

Note: Specifications and Dimensions subject to change without notice.

Visit our web site at www.cooperlighting.com

Customer First Center 1121 Highway 74 South Peachtree City, GA 30269 770.486.4800 FAX 770 486.4801 ADV042252
Cooper Lighting 5925 McLaughlin Rd. Mississauga, Ontario, Canada L5R 1B8 905.507.4000 FAX 905.568.7049