

IRIS®

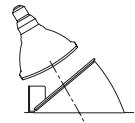
5" WALL WASH ELEMENTS

**E5LWW****Lensed Wall Wash**

Add Standard or Special Cone Color and Flange style (see p.724)

Module/Lamp: P5 with M120 Module: 75W PAR30 Short Neck Only
PN5 with M120 Module: 75W PAR30 Short Neck Only

Dimensions: OD: 6 1/4" (159mm) Aperture: 5 1/4" (133mm)

**E5QT4WW****Wide Spread Lensed Wall Wash**


Add Standard or Special Cone Color and Flange style (see p.724)

Module/Lamp: P5 with MQT4 Module: Q75T4/MC
PN5 with MQT4 Module: Q100T4/MC

Dimensions: OD: 6 1/4" (159mm) Aperture: 5 1/4" (133mm)



5" SHOWER/ LENSED ELEMENTS

**E5LUNA****Wet Location Blown Veined Glass**

Module/Lamp: P5 with M32 Module: 32W Triple Compact Fluorescent
PN5 with M32 Module: 32W Triple Compact Fluorescent
A dimmable Lutron Ballast or Emergency version is available for compact fluorescent units

P5 with M120 Module: 100W A19, 75W BT15
PN5 with M120 Module: 100W A19, 75W BT15

Dimensions: OD: 7 1/4" (184mm)

**E5SR****Wet Location Regressed Lens**

Add Standard or Special Cone Color and Flange style (see p.724)

Module/Lamp: P5 with M32 Module: 26W Triple Compact Fluorescent
PN5 with M32 Module: 32W Triple Compact Fluorescent

A dimmable Lutron Ballast or Emergency version is available for compact fluorescent units

P5 with M120 Module: 75W A19, 75W BT15, 60W MB19
PN5 with M120 Module: 100W A19, 75W BT15, 75W MB19

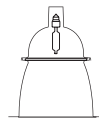
Dimensions: OD: 6 1/4" (159mm) Aperture: 5 1/4" (133mm)

**E5QT4****Wet Location 50° Cutoff Reflector**

Add Standard or Special Cone Color and Flange style (see p.724)

Module/Lamp: P5 with MQT4 Module: Q100T4/MC
PN5 with MQT4 Module: Q100T4/MC

Dimensions: OD: 6 1/4" (159mm) Aperture: 5 1/4" (133mm)



ELEMENT OPTIONS

Standard Cone Finishes:

C = Clear Specular Alzak
H = (Haze) Clear Semi-Specular Alzak
G = Champagne Gold Specular Alzak
B = Specular Black Alzak
WMH = (Warm Haze) Semi-specular Alzak with a hint of gold to add visual warmth
W = Gloss White Paint
MW = Matte White

Special Cone Finishes:

K (Cognac) = Warm copper color, specular Alzak
KH (Cognac Haze) = Cognac, semi-specular Alzak
CC (Chocolate) = A very warm color similar to architectural bronze, specular Alzak
CCH (Chocolate Haze) = Chocolate, semi-specular Alzak
BU (Blush) = Light pink, specular Alzak finish
BUH (Blush Haze) = Blush, semi-specular Alzak
GP (Graphite) = Gunmetal grey, specular Alzak
GPH (Graphite Haze) = Graphite, semi-specular Alzak
PN (Pine) = Rich green, specular Alzak finish
PNH (Pine Haze) = Pine, semi-specular Alzak
SK (Sky) = Light blue, specular Alzak finish
SKH (Sky Haze) = Sky, semi-specular Alzak

Baffle Options

BB = Black Baffle
WB = White Baffle

Flanges

Blank = Matte white die-cast flange ring, removable for field painting
RAW = Die cast trim ring, mill finish
SF = Self Flange (flange color matches reflector cone)
SFWF = Self Flange painted Matte White

E5PIN

Blank = Matte White painted die-cast trim ring with black oculus (when present)
W = Matte White painted die-cast trim ring with white oculus (when present)

Example:

E5T
Cone
Finish
Flange
Type
Finish

Example:

E5A19
Baffle
Finish
Flange Type and
Finish (self flange
not available)

Example:

E5PIN
Flange Type and
Finish (self flange
not available)