

DESCRIPTION

651 features a classic, Half Pyramid geometric with indirect illumination and an optional open bottom version.

Catalog #		Type
Project		
Comments		Date
Prepared by		

SPECIFICATION FEATURES

Material

Painted or plated cold-rolled steel, solid formed bronze for OBZ finish.

Finish

Standard: Matte White (MW) or Matte Black (MB). Premium: Satin Chrome (SC), Polished Chrome (PC), Satin Brass (SB), Polished Brass (PB), Oxidized Bronze (OBZ), Satin Copper (SCP), (NA) Natural Aluminum, (SAL) Laquered Satin Aluminum, Polished Copper (PCP), Satin Nickel (SN), Polished Nickel (PN), Laquered Satin Chrome (SCL), Laquered Satin Nickel (SNL), or Custom Color (CC).

Optics

Refer to www.shaperlighting.com for complete photometrics.

Ballast

Integral electronic HPF, multi-volt 120/277V (347V Canada), thermally protected with end-of-life circuitry to accommodate the specified lamp wattage.

Lamp/Socket

One (1) 26W (GX24q-3), 32W (GX24q-3) or 42W (GX24q-4) 4-pin triple tube CFL lamp or one (1) 75W A-19 lamp. CFL socket injection molded plastic. INC socket fired ceramic rated for 660W/250V Lamps furnished by others.

Installation

Supplied with a universal circular strap for a standard 4" J-box or plaster ring.

Options


Open Bottom Luminaire (OB), Hexcel Louver (HL) - 1/4" painted black aluminum, Decorative Acrylic Panels (DAP), Luminous Slots (LSL), Square Perforated Band (SPB), Dimming Ballast - Contact the factory for Ballast Options (DM), Remote Emergency Battery - supplied by others (REM). MRI option - contact factory. Damp Locations (DL): All Painted finishes, Laquered Satin Chrome (SCL) and Laquered Satin Nickel (SNL) finishes only.

Labels

U.L. and C.U.L approved for indoor and damp location. See options for damp location finishing requirements.

Modifications

Shaper's skilled craftspeople with their depth of experience offer the designer the flexibility to modify standard wall luminaires for project specific solutions. Contact the factory regarding scale options, unique finishes, mounting, additional materials/colors, or decorative detailing.



651 SERIES

Interior Wall Luminaire
Half Pyramid



ORDERING INFORMATION

Sample Number: 651-CFL/1-277V-PCP

Series	Lamp	Voltage	Finish	Options
651= Half Pyramid	CFL/1 (26/32/42W-Triple) INC/1/75	120V 277V ¹ 347V ¹	OBZ =Hand Oxidized Bronze Standard MB =Matte Black MW =Matte White Premium CC =Custom Color PB =Polished Brass PC =Polished Chrome PCP =Polished Copper PN =Polished Nickel SB =Satin Brass SC =Satin Chrome SCL =Lacquered Satin Chrome SCP =Satin Copper SN =Satin Nickel SNL =Lacquered Satin Nickel	DAP =Decorative Acrylic Panels DL =Damp Location DM =CFL Dimming Ballast ² OB =Open Bottom REM =Remote Emergency Battery ³ HL =Hexcel Louver

Notes:

- ¹ Available with CFL only.
- ² Consult the factory for available options.
- ³ Supplied by others.

SUSTAINABLE DESIGN

Shaper has a long-standing history of offering environmentally-friendly fixtures. The copper and bronze alloys used in our exterior luminaires feature up to 98% recycled content, contribute less undesirable air emissions compared to painted aluminum and are easy to recycle.

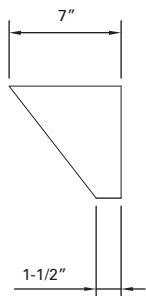
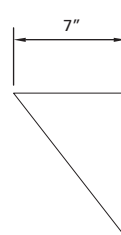
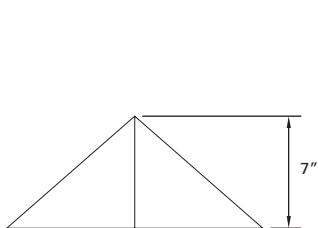
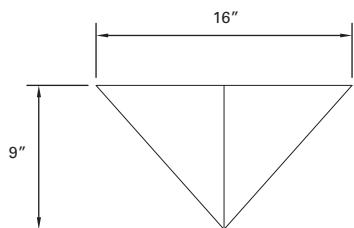
MRI

Lighting fixtures for MRI facilities are specialized and unique, requiring non-ferrous construction. Fluorescent fixtures cannot be used due to the ferrous parts in ballasts and lampholders. Modified incandescent fixtures meet the requirements.

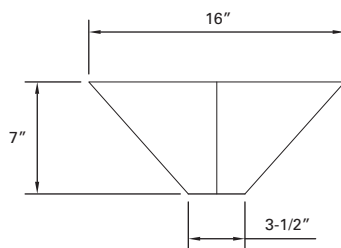
ENERGY STAR

Shaper now offers a wide variety of fixtures that can be provided with an Energy Star Rating.

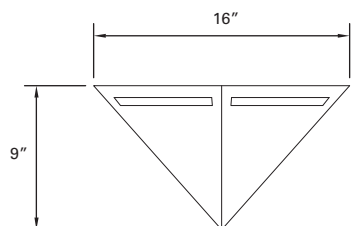
Refer to the Icon Legend
Link on shaperlighting.com.



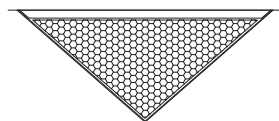
OPEN BOTTOM LUMINAIRE (OB)



OPEN BOTTOM LUMINAIRE (OB)



DECORATIVE ACRYLIC PANELS (DAP)



HEXCEL LOUVER (HL)