

## DESCRIPTION

608 Angled Luminous Wall Sconce features a streamlined geometric design with soft, uniform illumination.

Catalog #	Type
Project	
Comments	
Prepared by	

## SPECIFICATION FEATURES

### Material

Painted or plated solid aluminum with a 1/8" matte white frosted acrylic diffuser

### Finish

Standard: Matte White (MW).  
Premium: Satin Chrome (SC), Polished Chrome (PC), Satin Brass (SB), Polished Brass (PB), Satin Aluminum (SAL), Oxidized Brass (OBRS), Satin Copper (SCP), Polished Copper (PCP), (NA) Natural Aluminum, (SAL) Laquered Satin Aluminum, Satin Nickel (SN), Polished Nickel (PN), Lacquered Satin Chrome (SCL), Lacquered Satin Nickel (SNL) or Custom Color (CC).

### Optics

Refer to [www.shaperlighting.com](http://www.shaperlighting.com) for complete photometrics.

### Ballast

Integral electronic HPF, multi-volt 120/277V (347V Canada), thermally protected with end-of-life circuitry to accommodate the specified lamp wattage.

### Lamp/Socket

18": Two (2) 27W (2G11) high lumen CFL lamps or two (2) 60W A-19 lamps.  
26": Two (2) 14W mini bi-pin linear fluorescent T-5 lamps or three (3) 60W A-19 lamps.  
38": Two (2) 21W mini bi-pin linear T-5 lamps, two (2) 25W bi-pin linear fluorescent T8 lamps or four (4) 60W A-19 lamps. CFL socket injection molded plastic. INC socket fired ceramic rated for 660-250V. Lamps furnished by others

### Installation

Supplied with a mounting back for a standard 4" J-box or plaster ring. The 26" and 38" luminaires are provided with extra mounting holes to provide secure attachment to the wall.

### Options

MRI Applications (INC only) - Contact factory, Remote Emergency Battery (18" only) - Supplied by others (REM), Integral Emergency Battery (26" and 38" only) (IEM), Damp Locations (DL): All Painted

finishes, Lacquered Satin Chrome (SCL), Lacquered Satin Nickel (SNL), finishes only. MRI Applications (INC only) - Contact Factory.

### Labels

U.L. and C.U.L approved for indoor and damp location. See options for damp location finishing requirements.

### Modifications

Shaper's skilled craftspeople with their depth of experience offer the designer the flexibility to modify standard wall luminaires for project specific solutions. Contact the factory regarding scale options, unique finishes, mounting, additional materials/colors, or decorative detailing.



## 608 SERIES

Interior Wall Luminaire  
Angled Luminous Sconce



## ORDERING INFORMATION

Sample Number: 608-38-INC/4/60-120V-PCP

Series	Size	Lamp	Voltage	Finish	Options
608 = Angled Luminous Sconce	18" 26" 38"	CFL/2/27 INC/2/60 <sup>1</sup> INC/3/60 <sup>2</sup> INC/4/60 <sup>3</sup> T5/2/14 <sup>2</sup> T5/2/21 <sup>3</sup> T8/2/25 <sup>3</sup>	120V 277V <sup>4</sup> 347V <sup>4</sup>	<u>Standard</u> MW=Matte White <u>Premium</u> CC=Custom Color OBRS=Oxidized Brass PB=Polished Brass PC=Polished Chrome PCP=Polished Copper PN=Polished Nickel SAL=Lacquered Satin Aluminum SB=Satin Brass SC=Satin Chrome SCL=Lacquered Satin Chrome SCP=Satin Copper SN=Satin Nickel SNL=Lacquered Satin Nickel	DL=Damp Location IEM=Integral Emergency Ballast <sup>2,3</sup> REM=Remote Emergency Battery <sup>1,5</sup>

### Notes:

- <sup>1</sup> Available in 18".
- <sup>2</sup> Available in 26".
- <sup>3</sup> Available in 38".
- <sup>4</sup> Available with CFL only.
- <sup>5</sup> Supplied by others.

### SUSTAINABLE DESIGN

Shaper has a long-standing history of offering environmentally-friendly fixtures. The copper and bronze alloys used in our exterior luminaires feature up to 98% recycled content, contribute less undesirable air emissions compared to painted aluminum and are easy to recycle.

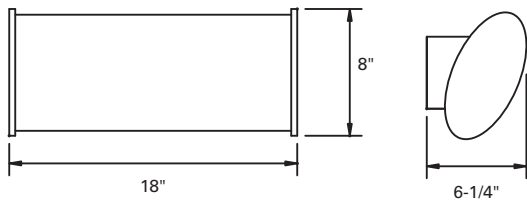
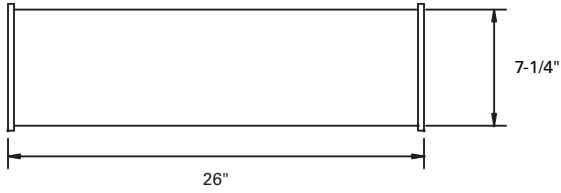
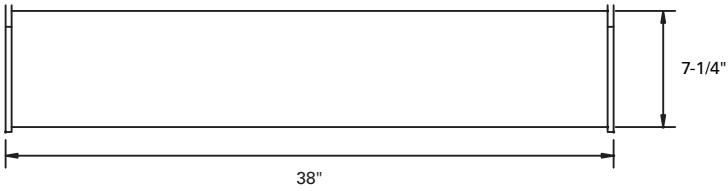
### MRI MAGNETIC RESONANCE IMAGING (MRI)

Lighting fixtures for MRI facilities are specialized and unique, requiring non-ferrous construction. Fluorescent fixtures cannot be used due to the ferrous parts in ballasts and lampholders. Modified incandescent fixtures meet the requirements.

### ENERGY STAR

Shaper now offers a wide variety of fixtures that can be provided with an Energy Star Rating.

Refer to the Icon Legend  
Link on [shaperlighting.com](http://shaperlighting.com).

**18" STANDARD****26" STANDARD****38" STANDARD**