

DESCRIPTION

Art glass pendants offer the opportunity to add a truly unique touch to lighting needs in both commercial and residential spaces. They can add a pleasant free flowing accent in reception or hospitality areas or they can be used for general lighting with their inviting pools of muted illumination. Large Haloid 12V pendants use MR16 or T4 lamps. Seven styles are available in small and large sizes.

Catalog #		Type
Project		
Comments		Date
Prepared by		

SPECIFICATION FEATURES

A ... Electrical Quick Lock Adapter - Linea Wireway

Polycarbonate housing. Attaches electrically and mechanically anywhere along Linea Wireway. NOTE: Large Glass Pendant not for use on Linea Surface Channel.

B ... Canopy - Surface Mount

Aluminum canopy with integral 12V transformer. Attaches to standard junction box.

C ... Shade

Hand crafted art glass. Art Glass Shades may vary in color, pattern and shape due to their handmade nature. Slight imperfections add to their charm. Art Glass Shades are made in the United States of America.

D ... Finial

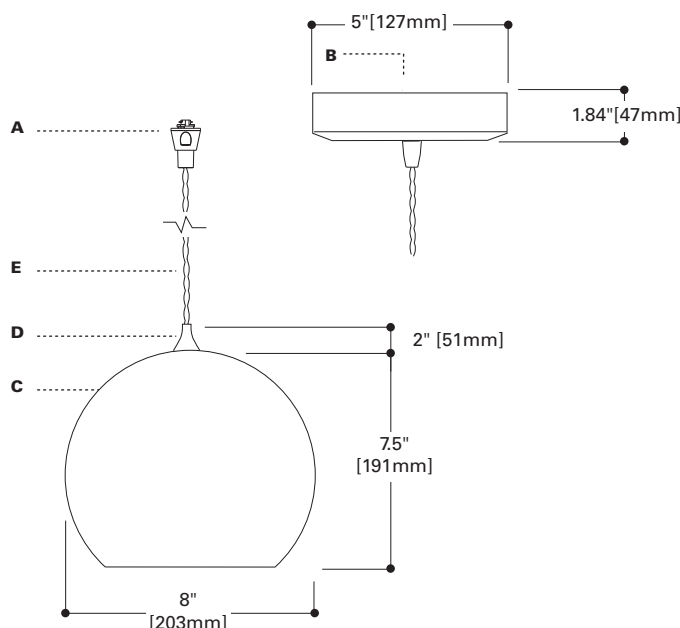
Machined brass finial.

E ... Cord

Field adjustable 8' long 18AWG clear-jacketed cord.

Labels

ETL Classified.



LV2HALOLRG H2HALOLRG

**Art Glass Low Voltage
Pendant
Large Haloid
50W MR16/T4**
Linea Wireway
Surface


ORDERING INFORMATION

HALO		4		LRG		Shade Colors	
Track LV2= Linea Track H2=Low Voltage Surface Mount (includes electronic transformer)	Style HALO=Haloid	Finial Finish AH=Aluminum Haze BRZ=Bronze (H2 only)	Lamp Type (not included) 4=12V MR16, T4	Adapter/Canopy Finish Blank=Same as Finial BRZ=Bronze (H2 only) P=White MB=Black	Shade Size LRG=Large	AmberIce=Amber Ice AmberWeb=Amber Web Blueberry=Blueberry Swirl Butterscotch=Butterscotch Twist Candy=Candy Apple Caramel=Caramel Cherries=Cherries Jubilee Coconut-Tahitian Coconut Indigo=Indigo Irish=Irish Coffee	Licorice=Black Licorice Marshmallow=Marshmallow Swirl MossyIce=Mossy Ice MossyWeb=Mossy Web Plum=Plum Wine Rocky=Rocky Road Sandstone=Sandstone Sea Moss=Sea Moss Smoke=Smoke Spumoni=Spumoni


SHADE COLORS

Halo Art Glass shades may vary in color, pattern and shape due to their handmade nature. Slight imperfections add to their charm and unique character.

Shown below are swatches of available shade finishes. Please note that the representations of these color swatches are subject to certain limitations due to variations of printing and viewing equipment.




Amber Ice




Candy Apple



Marshmallow Swirl



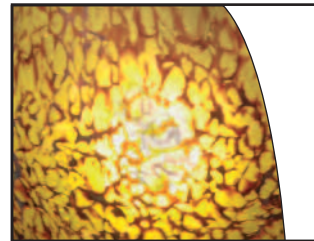
Sandstone



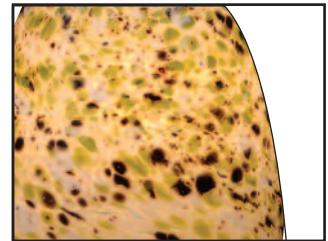
Amber Web




Caramel




Mossy Ice



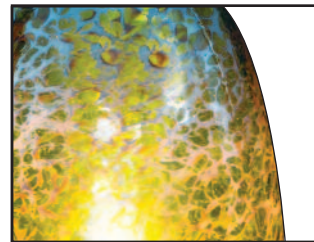
Sea Moss



Black Licorice




Cherries Jubilee



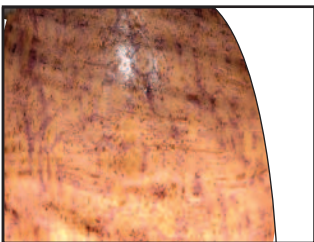
Mossy Web




Smoke




Blueberry Swirl



Indigo



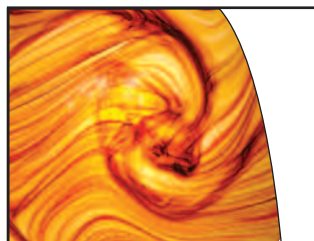
Plum Wine



Spumoni



Butterscotch Twist



Irish Coffee



Rocky Road



Tahitian Coconut