

DESCRIPTION

633-WP Traditional Lantern is available in two styles and offers four diffuser options.

Catalog #		Type
Project		
Comments		Date
Prepared by		

SPECIFICATION FEATURES

Material

Solid bronze frame with a 3/16" solid copper hood or arch. White acrylic diffuser or optional Vandal Resistant 1/8" White Acrylic Diffuser (VRD), Clear Seedy Glass Diffuser (for use with decorative incandescent lamps only) (SGD) or White Opal Glass Diffuser (OGD).

Finish

Natural bronze or two component polyurethane paint, 2.5 mil nominal thickness for superior protection against fade and wear. Standard: Natural Bronze (NBZ) [Sustainable Design]. Note: Bronze and copper will weather to a dark bronze patina. Premium: Black (BK), Grey (GY), White (WH), Graphite Metallic (GRM), Silver Metallic (SM), Bronze Metallic (BM), Verdigris (VG), Lacquered Satin Chrome (SCL), Lacquered Satin Nickel (SNL) or Custom Color (CC).

Optics

Refer to www.shaperlighting.com for complete photometrics.

Ballast

Integral electronic HPF, multi-volt 120/277V (347V Canada), thermally protected with end-of-life circuitry to accommodate the specified lamp wattage.

Lamp/Socket

Two(2) 13W (2GX7) 4-pin low wattage or 26W (G24q-3) quad CFL lamps or two (2) 60W T-10 lamps. CFL socket injection molded plastic. INC socket fired ceramic rated for 660W-250V. Lamps furnished by others.

Installation

Supplied with a mounting back for a standard 4" J-box or stucco ring.

Options

Vandal Resistant White Acrylic Diffuser (VRD), Clear Seedy Glass Diffuser (SGD), Opal White Glass Diffuser (OGD). Energy Star Rating - consult factory.

Labels

U.L. and C.U.L. listed for wet or damp location.

Modifications

Shaper's skilled craftspeople with their depth of experience offer the designer the flexibility to modify standard exterior wall luminaires for project specific solutions. Contact the factory regarding scale options, unique finishes, mounting, additional materials/colors, or decorative detailing.



633-WP SERIES

Exterior Wall Luminaire
Traditional Lantern



ORDERING INFORMATION

Sample Number: 633-WP-AR-CFL/2/26-277V-BK

--	--	--	--	--	--

Series

633-WP =Traditional Lantern

Style

AR=Arch
HD=Hood

Lamp

CFL/2/13
CFL/2/26
INC/2/60

Voltage

120V
277V ¹
347V ¹

Finish ^{2, 3}

Standard
NBZ=Natural Bronze
Premium
BK=Black
BM=Bronze Metallic
CC=Custom Color
GRM=Graphite Metallic
GY=Grey
SCL=Lacquered Satin Chrome
SM=Silver Metallic
SNL=Lacquered Satin Nickel
VG=Verdigris
WH=White

Options

OGD=Opal White Glass Diffuser
SGD=Clear Seedy Glass Diffuser ⁴
VRD=Vandal Resistant White Acrylic Diffuser

Notes:

- ¹ Available with CFL only.
- ² Premium TGIC polyester powder coat paint, 2.5 mil nominal thickness for superior protection against fade and wear.
- ³ Bronze and copper will weather to a dark bronze patina.
- ⁴ For use with decorative incandescent lamps only.

ENERGY STAR

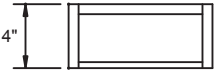
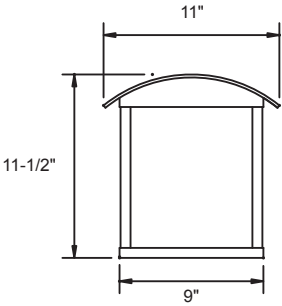
Shaper now offers a wide variety of fixtures that can be provided with an Energy Star Rating.

SUSTAINABLE DESIGN

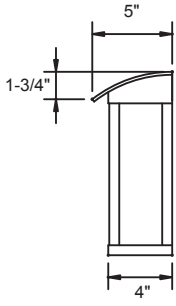
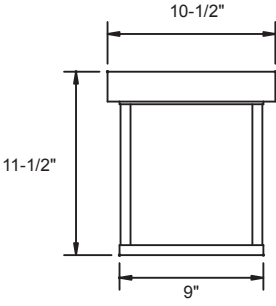
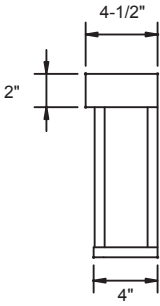
Shaper has a long-standing history of offering environmentally-friendly fixtures. The copper and bronze alloys used in our exterior luminaires feature up to 98% recycled content, contribute less undesirable air emissions compared to painted aluminum and are easy to recycle.

Refer to the Icon Legend
Link on shaperlighting.com.

DIMENSIONS



633-WP-AR



633-WP-HD