

DESCRIPTION

693-S features Three Stepped Floating Rings with a luminous bowl. 693/4-S features two stepped rings with a luminous bowl and is ADA compliant.

Catalog #		Type
Project		
Comments		Date
Prepared by		

SPECIFICATION FEATURES

Material

Painted or plated cold-rolled steel base metal. Matte white acrylic lens.

Finish

Standard: Matte White (MW). Premium: Satin Chrome (SC), Polished Chrome (PC), Satin Brass (SB), Polished Brass (PB), Oxidized Brass (OBRS), Satin Copper (SCP), Polished Copper (PCP), Satin Nickel (SN), Polished Nickel (PN), Lacquered Satin Chrome (SCL), Lacquered Satin Nickel (SNL) or Custom Color (CC).

Optics

Refer to www.shaperlighting.com for complete photometrics.

Ballast

Integral electronic HPF, multi-volt 120/277V (347V Canada), thermally protected with end-of-life circuitry to accommodate the specified lamp wattage.

Lamp/Socket

693-S: Two (2) 13W (2GX7) 4-pin low wattage CFL, or 26W (GX24Q3) 4-pin triple tube CFL lamps, or one (1) 75W A-19 lamp. 693/4-S: Two (2) 7W (2G7) 4-pin (120V only) low wattage CFL lamps or one (1) 75W A-19 lamp. CFL socket injection molded plastic. INC socket fired ceramic rated for 660W-250V. Lamps furnished by others.

Installation

Supplied with a universal circular strap for a standard 4" J-box or plaster ring.

Options

Hand Painted Faux Alabaster Bowl (FB), Dimming Ballast - (693-S 26W only) - Contact the factory for ballast options (DM), Hexcel Top Louver (HL), Damp Location (DL): All Painted Finishes, Lacquered Satin Chrome (SCL) and Lacquered Satin Nickel (SNL) finishes only, Remote Emergency Battery -

Supplied by others (REM). Energy Star Rating - Consult factory.

Labels

U.L. and C.U.L approved for indoor and damp location. See options for damp location finishing requirements. 693/4-S is ADA compliant.

Modifications

Shaper's skilled craftspeople with their depth of experience offer the designer the flexibility to modify standard wall luminaires for project specific solutions. Contact the factory regarding scale options, unique finishes, mounting, additional materials/colors, or decorative detailing.



**693-S SERIES
693/4-S SERIES**

Interior Wall Luminaire
Stepped Ring Sconce



ORDERING INFORMATION

Sample Number: 693-S-CFL/2/26-277V-PCP

--	--	--	--	--

<p>Series 693-S = Stepped Ring Sconce 693-S/4= ADA Compliant Stepped Ring Sconce</p>	<p>Lamp CFL/2/7 ^{1,2} CFL/2/13 ³ CFL/2/26 ³ INC/1/75</p>	<p>Voltage 120V 277V ⁴ 347V ⁴</p>	<p>Finish <u>Standard</u> MW=Matte White <u>Premium</u> CC=Custom Color OBRS=Oxidized Brass PB=Polished Brass PC=Polished Chrome PCP=Polished Copper PN=Polished Nickel SB=Satin Brass SC=Satin Chrome SCL=Lacquered Satin Chrome SCP=Satin Copper SN=Satin Nickel SNL=Lacquered Satin Nickel</p>	<p>Options DL=Damp Location DM=CFL Dimming Ballast ^{5, 6, 3} REM=Remote Emergency Battery ⁷ FB=Hand Painted Faux Alabaster Bowl HL=Hexcel Louver</p>
---	--	--	--	---

Notes:

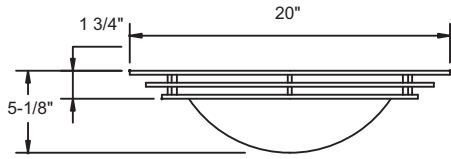
- ¹ Available in 120V only.
- ² Available with 693/4-S Series
- ³ Available with 693-S Series
- ⁴ Available with CFL only.
- ⁵ Consult the factory for available options.
- ⁶ 26W only.
- ⁷ Supplied by others.

ADA AMERICAN DISABILITIES ACT (ADA)
Shaper offers a large selection of ADA interior and exterior wall luminaires. ADA requires all fixtures below 68" to have a maximum projection of 4".

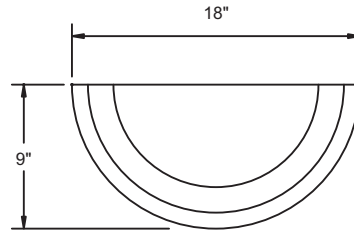
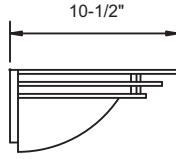
ENERGY STAR
Shaper now offers a wide variety of fixtures that can be provided with an Energy Star Rating.

QUICK SHIP (QS)
Shaper's Quick Ship program features over thirty-four fixtures with finish options such as Satin Chrome, Natural Aluminum and Satin Brass, and a wide variety of lamp selections. All products ship in five days from receipt of order.

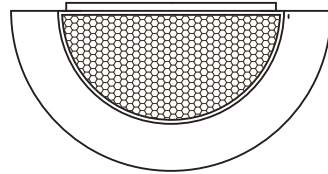
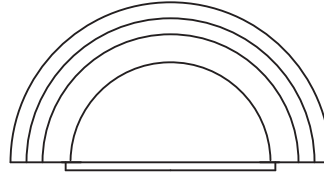
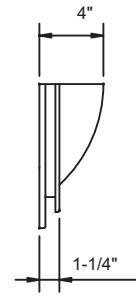
Refer to the Icon Legend
Link on shaperlighting.com.



693-S



693/4-S



HEXCEL TOP LOUVER (HL)