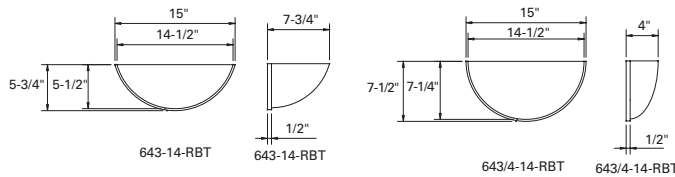




## 643 & 643/4 SERIES

643 Luminous Quarter Sphere Wall Sconce features three Back Trim options. 643/4 is ADA compliant.



Sample Number: 643-14-SBT-CFL/2/26-347V-SCL

Series	Size	Style	Lamp
643 = Luminous Quarter Sphere Wall	14"	LBT=Large Back Trim <sup>2</sup>	CFL/1/13 <sup>3,1</sup>
	18"	RBT=1/4" Reduced Back Trim	CFL/2/13 <sup>4,1</sup>
643/4 = ADA Compliant Luminous Quarter Sphere		SBT=3/4" Standard Back Trim	CFL/2/26 <sup>2</sup>
			INC/1/60 <sup>4,1</sup>
			INC/1/75 <sup>2</sup>

Notes:

1. Available with 643/4 Series.
2. Available with 643 Series.
3. Available in 14".
4. Available in 18".
5. Available with CFL only.
6. Supplied by others.

Voltage	Finish	Options
120V	MW (standard),	2TRB
277V <sup>5</sup>	CC, PB, PC, PCP, PN,	TR
347V <sup>5</sup>	SB, SC, SCL, SCP,	DL
	SN, SNL	MEM <sup>2</sup>
		REM <sup>6,1</sup>
		FD
		HL

### MATERIAL

Painted or plated cold rolled steel back plate with a 1/8" thick matte white acrylic bowl. 1/4" Reduced Back Trim (RBT) or 3/4" Standard Back Trim (SBT) or Large Back Trim (LBT) in painted or plated cold-rolled steel base metal.

### BALLAST

Integral electronic HPF, multi-volt 120/277V (347V Canada), thermally protected with end-of-life circuitry to accommodate the specified lamp wattage.

### INSTALLATION

Supplied with a universal circular strap for a standard 4" J-box or plaster ring.

### FINISH AND OPTIONS

See page 1020 for finish details and options.

### LAMP/SOCKET

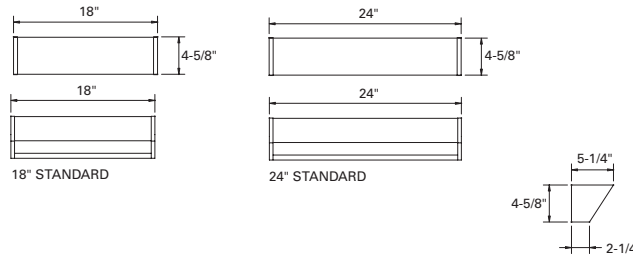
643: Two (2) 13W (2GX7) 4-pin low wattage CFL lamps, two (2) 26W (G24q-3) 4-pin quad CFL lamps or one (1) 75W A-19 lamp.  
643/4-14": One (1) 13W (2GX7) 4-pin low wattage CFL lamp.

643/4-18": Two (2) 13W (2GX7) 4-pin low wattage CFL lamps or one (1) 60W T-10 lamp. CFL socket injection molded plastic. INC socket fired ceramic rated for 660W-250V. Lamps furnished by others.



## 645 SERIES

645 classic vanity features a rectangular shape providing direct/indirect illumination.



Sample Number: 645-24-T5/2/14-347V-MW

Series	Size	Lamp	Voltage	Finish	Options
645=Classic Vanity	18"	CFL/1/27 <sup>1</sup>	120V	NA (standard),	DL
	24"	INC/2/60 <sup>1</sup>	277V <sup>3</sup>	CC, MW, SAL	DM <sup>4</sup>
		INC/3/60 <sup>2</sup>	347V <sup>3</sup>		REM <sup>6</sup>
		T5/2/14 <sup>2</sup>			

Notes:

- 1 Available in 18".
- 2 Available in 24".
- 3 Available with CFL only.
- 4 Consult the factory for available options.
- 5 Supplied by others.

### MATERIAL

Solid aluminum construction with a white acrylic diffuser.

### BALLAST

Integral electronic HPF, multi-volt 120/277V (347V Canada), thermally protected with end-of-life circuitry to accommodate the specified lamp wattage.

### INSTALLATION

Supplied with a universal circular strap for a standard 3" or 4" J-box or plaster ring.

### LAMP/SOCKET

18": One (1) 27W (2G11) high lumen CFL lamp or two (2) 60W A-19 lamps.  
24": Two (2) 14W T5 linear fluorescent lamps or three (3) 60W A-19 lamps. Fluorescent socket injection molded plastic. INC socket fired ceramic rated for 660W-250V. Lamps furnished by others.

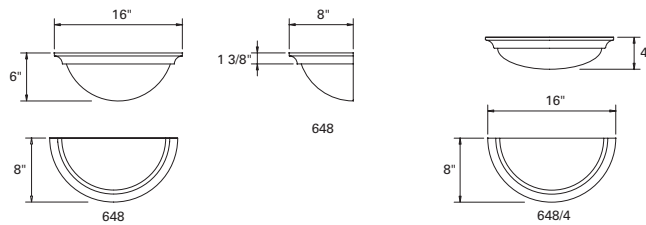
### FINISH AND OPTIONS

See page 1020 for finish details and options.



## 648 & 648/4 SERIES

648 features a top mounted traditional trim with a luminous bowl. The 648/4 features a bottom mounted traditional trim with a luminous bowl and is ADA compliant.



Sample Number: 648/4-CFL/1/26-347V-PCP

Series	Lamp	Voltage	Finish	Options
648=Luminous Bowl	CFL/1/26 <sup>1</sup>	120V	MW (standard),	DL
648/4=ADA Compliant Luminous Bowl	CFL/2/13 <sup>2</sup>	277V <sup>3</sup>	CC, OBRS, PB,	DM <sup>4</sup>
	CFL/2/26 <sup>2</sup>	347V <sup>3</sup>	PC, PCP, PN, SB,	MEM <sup>2</sup>
	INC/1/60 <sup>1</sup>		SC, SCL, SCP, SN,	REM <sup>5,1</sup>
	INC/1/75 <sup>2</sup>		SNL	FB
				HL
				TF

Notes:

- 1 Available with 648\_4 Series.
- 2 Available with 648 Series.
- 3 Available with CFL only.
- 4 Consult the factory for available options.
- 5 Supplied by others.

### MATERIAL

Painted or plated cold-rolled steel base metal. White matte acrylic bowl. Optional hexcel top louver, natural aluminum.

### BALLAST

Integral Electronic HPF, multi-volt 120/277V (347V Canada), thermally protected with end-of-life circuitry to accommodate the specified lamp wattage.

### INSTALLATION

Supplied with a universal circular strap for a standard 4" J-box or plaster ring.

### LAMP/SOCKET

648: Two (2) 13W (2GX7) 4-pin low wattage CFL, 26W (G24q-3) 4-pin quad CFL or one (1) 75W A-19 lamp.  
648/4: One (1) 26W (G24q-3) 4-pin quad CFL lamp or one (1) 60W T-10 lamp. CFL socket injection molded plastic. INC socket fired ceramic rated for 660W-250V. Lamps furnished by others.

### FINISH AND OPTIONS

See page 1020 for finish details and options.