

DESCRIPTION

273 Architectural Luminous Drum features trim bars and is available in two sizes.

Catalog #		Type
Project		
Comments		Date
Prepared by		

SPECIFICATION FEATURES

Material

Painted cold rolled steel mounting pan and painted aluminum or brass trim with a matte white acrylic diffuser.

Finish (Frame and Mounting Pan)

Standard: Matte White (MW), Natural Aluminum (NA) [Sustainable Design].
Premium: Lacquered Satin Aluminum (SAL), Lacquered Polished Aluminum (PAL), Satin Brass (SB), Polished Brass (PB), Oxidized Brass (OBRS) or Custom Color (CC).

Optics

Refer to www.shaperlighting.com for complete photometrics.

Ballast

Integral electronic HPF, multi-volt 120/277V (347V Canada), thermally protected with end-of-life circuitry to accommodate the specified lamp wattage.

Lamp/Socket

14": Two (2) 13W (2GX7) 4-pin low wattage CFL lamps or two (2) 26W (GX24q-3) 4-pin triple CFL lamps or two (2) 60W A-19 lamps.

18": Two (2) 26W (GX24q-3) 4-pin triple CFL lamps or two (2) 75W A-19 lamps. CFL socket injection molded plastic. INC socket fired ceramic rated for 660W-250V. Lamps furnished by others.

Installation

Supplied with a universal circular strap for a standard 4" J-box or plaster ring.

Options

Hand Painted Faux Alabaster Side (FS), Hand Painted Faux Linen Side (LNS), Perforated Side (PF), Cobalt Blue Inserts (CBI), CFL Dimming Ballast - Contact the factory for ballast options (DM), Modified Integral Emergency Battery (MEM), Circular Trim Bar (CTB), Damp Location (DL): All Painted Finishes only. MRI Applications

(NC only) - Contact Factory. Energy Star Rating - Consult Factory.

Labels

U.L. and C.U.L. approved for indoor and damp location. See options for damp location finishing requirements.

Modifications

Shaper's skilled craftspeople with their depth of experience offer the designer the flexibility to modify standard surface luminaires for project specific solutions. Contact the factory regarding scale options, unique finishes, mounting, additional materials/colors, or decorative detailing.



273 SERIES

Surface Luminaire
Architectural
Luminous Drum



ORDERING INFORMATION

Sample Number: 273-18-INC/2/75-120V-PB

Series 273 = Architectural Drum Surface	Size 14" 18"	Lamp CFL/2/13 ¹ CFL/2/26 INC/2/60 ¹ INC/2/75 ²	Voltage 120V 277V ³ 347V ³	Finish <u>Standard</u> MW=Matte White NA=Natural Aluminum <u>Premium</u> CC=Custom Color OBRS=Oxidized Brass PAL=Lacquered Polished Aluminum SAL=Lacquered Satin Aluminum PB=Polished Brass SB=Satin Brass	Options CBI=Cobalt Blue Inserts DL=Damp Location ⁵ DM=CFL Dimming Ballast ⁴ MEM=Modified Integral Emergency Battery PF=Perforated Side CTB=Circular Trim Bar FS=Hand Painted Faux Alabaster Side LNS = Hand Painted Faux Line Side
---	---------------------------	--	--	---	---

Notes:

- ¹ Available in 14".
- ² Available in 18".
- ³ Available with CFL only.
- ⁴ Consult the factory for available options
- ⁵ Interior applications only.

SUSTAINABLE DESIGN

Shaper has a long-standing history of offering environmentally-friendly fixtures. The copper and bronze alloys used in our exterior luminaires feature up to 98% recycled content, contribute less undesirable air emissions compared to painted aluminum and are easy to recycle.

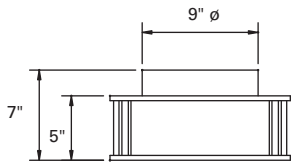
MRI **MAGNETIC RESONANCE IMAGING (MRI)**

Lighting fixtures for MRI facilities are specialized and unique, requiring non-ferrous construction. Fluorescent fixtures cannot be used due to the ferrous parts in ballasts and lampholders. Modified incandescent fixtures meet the requirements.

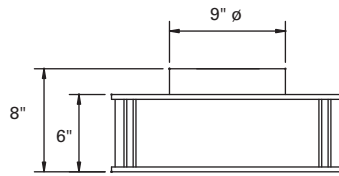
ENERGY STAR

Shaper now offers a wide variety of fixtures that can be provided with an Energy Star Rating.

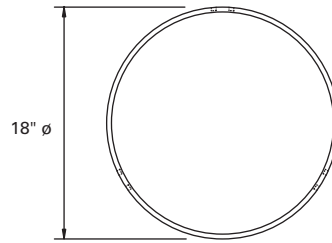
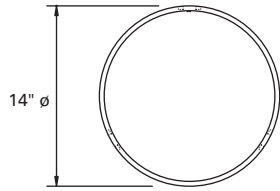
Refer to the Icon Legend
Link on shaperlighting.com.




273 - 14" ϕ STANDARD




273 - 18" ϕ STANDARD



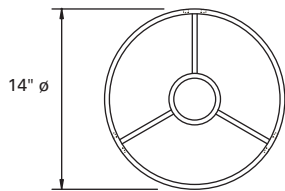
273 TRIM OPTIONS



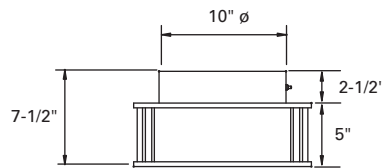
PERFORATED SIDE (PF)



COBALT BLUE INSERTS (CBI)



CIRCULAR TRIM BAR (CTB)



MODIFIED INTEGRAL
EMERGENCY BATTERY (MEM)

COMPANION PRODUCTS



474



605



673