

IMPORTANT SAFETY INSTRUCTIONS

WHEN USING ELECTRICAL APPLIANCES, BASIC SAFETY PRECAUTIONS SHOULD ALWAYS BE TAKEN, INCLUDING THE FOLLOWING:

READ ALL INSTRUCTIONS BEFORE USING APPLIANCE.

DANGER—TO REDUCE THE RISK OF ELECTRIC SHOCK: ALWAYS UNPLUG THIS APPLIANCE FROM THE ELECTRICAL OUTLET BEFORE CLEANING.

WARNING—TO REDUCE THE RISK OF BURNS, ELECTROCUTION, FIRE, OR INJURY TO PERSONS:

1. Unplug from outlet before putting on or taking off parts.
2. This mirror should not be used by or near children or individuals with certain disabilities.
3. Use this mirror only for its intended use as described in these instructions. Do not use attachments not recommended by the manufacturer.
4. Never operate this mirror if it has a damaged cord or plug, if it is not working properly, if it has been dropped or damaged, or dropped into water. Return the mirror to a service center for examination and repair.
5. Keep the cord away from heated surfaces.
6. Never drop or insert an object into any opening.
7. Do not use outdoors.
8. Do not operate where aerosol (spray) products are being used or where oxygen is being administered.
9. To disconnect, turn all controls to the off position, then remove plug from outlet.
10. Unplug the appliance from outlet before cleaning. Do not leave appliance unattended when it is

plugged in.

11. Be sure mirror is not in a position where it can reflect sunlight; reflected sunlight can cause fire.
12. Do not use on a soft surface such as a bed, where openings may be blocked.
13. Touch mirror base until light shuts off, allow unit to cool and unplug cord before replacing light bulbs.
14. Do not place or store appliance where it can fall or be pulled into a tub or sink.
15. If an appliance falls into water, unplug it immediately. Do not reach into the water.
16. To protect against electrical hazards, do not use while bathing or in the shower.
17. Never use while sleeping.
18. Do not use a bulb greater than 20 watts.

Use on any 120 volt 60 hertz AC electric outlet (ordinary house current). Do not use it on any other electrical outlet. There is an electric outlet in the base. Do not plug any appliance over 12 amperes into the base.

FOR HOUSEHOLD USE ONLY SAVE THESE INSTRUCTIONS OPERATING INSTRUCTIONS

To reduce the risk of electric shock, this mirror has a polarized plug (one blade is wider than the other). This plug will fit in a polarized outlet only one way. If the plug does not fit fully in the outlet, reverse the plug. If it still does not fit, contact a qualified electrician to install the proper outlet. Do not change the plug in any way.



CAUTION: BE SURE DIRECT SUNLIGHT DOES NOT STRIKE MAGNIFYING SIDE OF MIRROR WHEN LEFT UNATTENDED; REFLECTED SUNLIGHT CAN CAUSE FIRE.

1. Your Infiniti™ by Conair® makeup mirror will rotate 360° so that you can use either the standard, flat mirror or the 7x magnifying mirror located on the opposite side.
2. The mirror is uniquely designed with a 10x spot magnification mirror which helps to flawlessly shape eyebrows, apply makeup, or insert contact lenses.
3. Plug into any standard 120 volt wall outlet. The mirror light is activated by touch. Touch the base to control the light settings. The first touch will turn the light on to the low setting. A second and third touch will change light settings to medium and high. A fourth touch will turn off the mirror light.
4. After use, always touch the base to turn the mirror to the off position and unplug.
5. This mirror features an electrical outlet in the base. Power ratings on appliances plugged into this electrical outlet should not exceed 12 amperes (Figure 1).

6. The beauty and design of this mirror complements any decor. Therefore, you may wish to leave the mirror displayed. However, if you choose to store the mirror, see “STORAGE” for detailed information.

TO REPLACE BULB

CAUTION: TURN OFF POWER AND UNPLUG. ALLOW TO COOL AT LEAST 3 MINUTES BEFORE REPLACING BULB. REPLACE BULB ONLY WITH BULB OF SAME WATTAGE RATING.

Contact a Conair service center at 1-800-3 CONAIR for replacement bulb information (ask for replacement bulb #RP34. Bulbs are \$1.50 each, including shipping and handling).

1. Remove screws from left and right sides of mirror (Figure 2).
2. Carefully lift off the removable housing from the half that is affixed to the stand.
3. Unscrew the old bulb and replace with the new bulb (Figure 3).

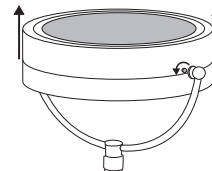


Figure 2

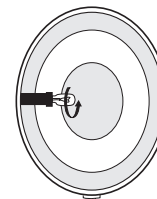


Figure 3

- Carefully replace the removable half after locating and aligning the screw holes to the fixed half.
- Insert screws into screw holes and tighten.

STORAGE

Disconnect from electrical outlet. **BE SURE DIRECT SUNLIGHT DOES NOT STRIKE MAGNIFYING SIDE OF MIRROR WHEN LEFT UNATTENDED; REFLECTED SUNLIGHT CAN CAUSE FIRE.** Allow to cool to room temperature before storing. Place in cool, dry area out of reach of children, where mirror will not be damaged.

Handle cord carefully to prolong its life; do not jerk or strain at plug connections, or wrap cord around mirror for storage. This could cause damage to the cord or a short circuit. To store mirror, coil cord loosely.

MAINTENANCE


Your lighted mirror is designed for household use and is virtually maintenance-free. No lubrication is needed.

If cleaning becomes necessary, disconnect the appliance from the power source, allow to cool and wipe exterior with a cloth. Clean mirror surfaces with a glass cleaner. Do not light until you are certain mirror is completely dry.

If any abnormal condition occurs, unplug the lighted mirror, allow it to cool, and return it to an authorized service center for repair.

**WARNING:
IF YOU THINK THE
POWER IS OFF
WHEN THE SWITCH
IS OFF,
YOU'RE WRONG.**

KEEP AWAY FROM WATER



Everybody knows that electricity and water are a dangerous combination. But did you know that an electrical appliance is still electrically live even if the switch is off? If the plug is in, the power is on. So when you are not using your appliances, keep them unplugged.

**ALWAYS UNPLUG
SMALL APPLIANCES**

LIMITED ONE-YEAR WARRANTY

Conair will repair or replace (at our option) your unit free of charge for 12 months from the date of purchase if the appliance is defective in workmanship or materials.

To obtain service under this warranty, return the defective product to the service center listed below, together with your purchase receipt and \$3.00 for postage and handling. California residents need only provide proof of purchase and should call 1-800-366-0937 for shipping instructions. In the absence of a purchase receipt, the warranty period shall be 12 months from the date of manufacture.

ANY IMPLIED WARRANTIES, OBLIGATIONS, OR LIABILITIES, INCLUDING BUT NOT LIMITED TO THE IMPLIED WARRANTY OF MERCHANTABILITY AND FITNESS FOR A PARTICULAR PURPOSE, SHALL BE LIMITED IN DURATION TO THE 12-MONTH DURATION OF THIS WRITTEN, LIMITED WARRANTY. Some states do not allow limitations on how long an implied warranty lasts, so the above limitations may not apply to you.

IN NO EVENT SHALL CONAIR BE LIABLE FOR ANY SPECIAL, INCIDENTAL, OR CONSEQUENTIAL DAMAGES FOR BREACH OF THIS OR ANY OTHER WARRANTY, EXPRESS OR IMPLIED, WHATSOEVER. Some states do not allow the exclusion or limitation of special, incidental, or consequential damages, so the above limitation may not apply to you.

This warranty gives you specific legal rights, and you may also have other rights, which vary from state to state.

©2006 Conair Corporation

Service Center:

Conair Corporation
Service Department
7475 N. Glen Harbor Blvd.
Glendale, AZ 85307

Triple Mag. Mirror

with Touch Activation, AC Outlet
and 7x/1x/10x Magnification



infiniTi™
by **CONAIR®**

Use and Care Guide

For your safety and continued enjoyment of this product, always read the instruction book carefully before using.

Model BE86R

06NP242

IB-7083