



FIXED & TILT MOUNTING SOLUTIONS

Chief's Fusion™ Series of installer-inspired fixed and tilt flat panel TV mounts solve the top flat panel installation problems. Innovative features like Centerless™ lateral shift and ControlZone™ height and roll adjustment provide perfect TV placement, and reduce installation time. A full line of supporting accessories can be integrated in a wide variety of AV configurations.

Shipping January 2009!




FIXED & TILT MOUNTING SOLUTIONS




FLAT PANEL MOUNTS

FUSION

DISCOVER THE 4 C'S OF MOUNTING:




- 1** CENTERLESS™ LATERAL SHIFT
Get up to 16" of post installation lateral shift - 8" left/right of uprights.
- 2** CONTROLZONE™ HEIGHT & ROLL ADJUSTMENT
This industry-first feature allows post-installation fine-tuning of height and leveling by inserting an Allen key into the ports at the top of the wall plate uprights. Adjustments are applied to the entire configuration, not just the TV.
- 3** CENTRIS™ LOW-PROFILE TILT
Provides effortless tilting by using the center of gravity to balance the screen – no tools necessary!
- 4** CLICK-CONNECT™ TOOL-LESS LATCHING
Hear an audible click when the screen safely engages with the mount. Use the built-in cable stand to gain easy access under the screen.



FUSION SERIES



MTM



LTM



XTM

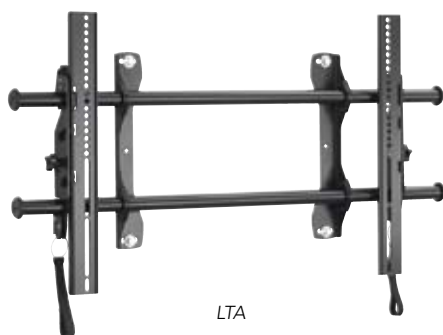
SPECIFICATIONS

Model	TV Size Range	Depth from Wall	Centerless Lateral Shift*	Centris Low-Profile Tilt**	Max Mounting Pattern (H,W)	Weight Capacity (single stud, dual stud)
FUSION Series Fixed & Tilt Mounts with ControlZone						
MSM	26 - 47"	1.96" (50 mm)	14.5" (368 mm)	-	15.75" (400 mm), 25.6" (650 mm)	75 lbs (34 kg), 125 lbs (56.7 kg)
MTM	26 - 47"	1.99" (51 mm)	14.5" (368 mm)	0-12°	15.75" (400 mm), 26.25" (667 mm)	75 lbs (34 kg), 125 lbs (56.7 kg)
LSM	37 - 63"	1.96" (50 mm)	17.5" (445 mm)	-	19.9" (506 mm), 34.6" (879 mm)	200 lbs (90.7 kg)
LTM	37 - 63"	1.99" (51 mm)	17.5" (445 mm)	0-12°	19.9" (506 mm), 35.35" (895 mm)	200 lbs (90.7 kg)
XSM	55 - 75"	1.96" (50 mm)	23.5" (597 mm)	-	25.6" (650 mm), 48.6" (124 cm)	250 lbs (113 kg)
XTM	55 - 75"	1.99" (51 mm)	23.5" (597 mm)	0-12°	25.6" (650 mm), 49.25" (126 cm)	250 lbs (113 kg)

FUSION Series Fixed & Tilt Mounts

MSA	26 - 47"	1.96" (50 mm)	14.5" (368 mm)	-	15.75" (400 mm), 25.6" (650 mm)	75 lbs (34 kg), 125 lbs (56.7 kg)
MTA	26 - 47"	1.99" (51 mm)	14.5" (368 mm)	0-12°	15.75" (400 mm), 26.25" (667 mm)	75 lbs (34 kg), 125 lbs (56.7 kg)
LSA	37 - 63"	1.96" (50 mm)	17.5" (445 mm)	-	19.9" (506 mm), 34.6" (879 mm)	200 lbs (90.7 kg)
LTA	37 - 63"	1.99" (51 mm)	17.5" (445 mm)	0-12°	19.9" (506 mm), 35.35" (895 mm)	200 lbs (90.7 kg)

*Varies with screen mounting pattern and stud placement. **Varies with screen height.



LTA



MTA



FIXED & TILT MOUNTING SOLUTIONS

FLAT PANEL ACCESSORIES

CUSTOMIZABLE FUSION ACCESSORY SYSTEM

A full line of supporting accessories can be integrated with Fusion Fixed & Tilt Wall Mounts, extending the same adjustment benefits to the entire configuration. Mix and match accessories with any Fusion mount for the perfect installation in every application.

Fusion Center Channel and Left/Right Speaker Adapters

- Expandable to fit flat panels up to 71"
- Universal design accommodates most speaker brands
- Low profile design does not add depth to installation

Fusion CAT 5/ Surge Adapter

- Compatible with Fusion fixed and tilt wall mounts

Fusion Component Shelf

- Height adjustable to accommodate different flat panels
- Attaches directly onto Fusion wall mounts for easy centering

Fusion Video Conferencing Shelf

- Height adjustable to accommodate different flat panels
- Attaches directly onto Fusion wall mounts for easy centering
- Slotted shelf allows for secure camera attachment

Fusion LTAPU Portrait Tilt Mount

- Enables vertical positioning of flat panel display
- Centris fingertip tilt technology uses the center of gravity to balance the screen while maintaining a low profile under 2" deep!
- Up to 11.5" (292 mm) of post-installation lateral shift – 5.75" (146 mm) left/right of uprights



For more information on these and other products from Chief, the industry leader in AV mounting solutions, visit www.chiefmfg.com.



FOCUSING ON SERVICE EXCELLENCE

Chief products are backed by the best in customer service. Contact any of our Customer Service team members M-F, 7am to 7pm (CST) for assistance.



end-user focused

faster installation

superior service

proven quality

CHIEF MANUFACTURING

■ A DIVISION OF MILESTONE AV TECHNOLOGIES ■ www.chiefmfg.com

USA/INTERNATIONAL

■ P 800.582.6480/952.894.6280 ■ F 877.894.6918/952.894.6918 ■ chief@chiefmfg.com

CHIEF MOUNTS CANADA

■ P 877.345.4329 ■ F 888.377.5314 ■ info@chiefmounts.ca

MILESTONE EUROPE B.V.

■ P 31 (0)40 2668620 ■ F 31 (0)40 2668615 ■ europe@milestone.com

MILESTONE ASIA PACIFIC LTD

■ P 86 755 8996 9226 ■ F 86 755 8996 9217 ■ asia.chief@milestone.com

©2008 Milestone AV Technologies, a Duchossois Group Company. 800205A 8/08. Chief is a registered trademark of Milestone. All other brand names or marks are used for identification purposes and are trademarks of their respective owners. All patents are protected under existing designations. Other patents pending.