

ONE YEAR LIMITED WARRANTY

For one year from date of purchase, The Brinkmann Corporation warrants the Brinkmann Copper Torchlight against defects due to workmanship or materials to the original purchaser. The Brinkmann Corporation's obligations under this warranty are limited to the following guidelines:

- This warranty does not cover any Copper Torchlights that have been altered or damaged due to: normal wear, rust, abuse, improper maintenance, improper use, disassembly of parts or attempted repair by anyone other than an authorized employee of The Brinkmann Corporation.
- This warranty does not cover surface scratches to the finish, which is considered normal wear.
- The Brinkmann Corporation may elect to repair or replace damaged units covered by the terms of this warranty.
- This warranty extends to the original purchaser only and is not transferable or assignable to subsequent purchasers.

The Brinkmann Corporation requires reasonable proof of purchase. Therefore, we strongly recommend that you retain your sales receipt or invoice. To obtain repair or replacement of your Copper Torchlight under the terms of this warranty, please call Customer Service Department at 1-800-527-0717 for a Return Authorization Number and further instructions. **A receipt will be required. A Return Authorization Number must be clearly marked on the outside of the box.** The Brinkmann Corporation will not be responsible for any products forwarded to us without a Return Authorization Number.


EXCEPT AS ABOVE STATED, THE BRINKMANN CORPORATION MAKES NO OTHER EXPRESS WARRANTY.

THE IMPLIED WARRANTIES OF MERCHANTABILITY AND FITNESS FOR A PARTICULAR PURPOSE ARE LIMITED IN DURATION TO ONE YEAR FROM THE DATE OF PURCHASE. SOME STATES DO NOT ALLOW LIMITATIONS ON HOW LONG AN IMPLIED WARRANTY LASTS, SO THE ABOVE LIMITATION MAY NOT APPLY TO YOU.

ANY LIABILITY FOR INDIRECT, INCIDENTAL OR CONSEQUENTIAL DAMAGES ARISING FROM THE FAILURE OF THE COPPER TORCHLIGHT TO COMPLY WITH THIS WARRANTY OR ANY IMPLIED WARRANTY IS EXCLUDED. CUSTOMER ACKNOWLEDGES THAT THE PURCHASE PRICE CHARGED IS BASED UPON THE LIMITATIONS CONTAINED IN THE WARRANTY SET OUT ABOVE. SOME STATES DO NOT ALLOW THE EXCLUSION OR LIMITATION OF INCIDENTAL OR CONSEQUENTIAL DAMAGES, SO THE ABOVE LIMITATION OR EXCLUSION MAY NOT APPLY TO YOU. THIS WARRANTY GIVES YOU SPECIFIC LEGAL RIGHTS, AND YOU MAY ALSO HAVE OTHER RIGHTS WHICH VARY FROM STATE TO STATE.

140-0650-0
10/2001

Model 882-0650-0



Made in India
©2001
The Brinkmann Corporation
Dallas, Texas 75244
www.brinkmanncorp.com

BRINKMANN®

COPPER TORCHLIGHT

- Copper lamp and snuffer with brass wick holder for superior rust resistance.
- Lacquer finish for tarnish resistance to keep lamp bright and shiny.
- Sturdy wooden pole with water-resistant stain.
- Uses standard lamp oil or citronella oil to repel insects.
- Perfect for outdoor parties and cookouts.

CAPACITY: 16 FLUID OUNCES (473 ML.)

▲ FOR OUTDOOR USE ONLY
READ & FOLLOW ALL WARNINGS & INSTRUCTIONS BEFORE OPERATING THIS TORCHLIGHT.

▲ IMPORTANT SAFETY WARNINGS

WE WANT YOU TO ASSEMBLE AND USE YOUR COPPER TORCHLIGHT AS SAFELY AS POSSIBLE.

THE PURPOSE OF THIS SAFETY ALERT SYMBOL ▲ IS TO ATTRACT YOUR ATTENTION TO POSSIBLE HAZARDS AS YOU ASSEMBLE AND USE YOUR COPPER TORCHLIGHT.

WHEN YOU SEE THE SAFETY ALERT SYMBOL ▲ PAY CLOSE ATTENTION TO THE INFORMATION WHICH FOLLOWS!

▲ READ ALL SAFETY WARNINGS & INSTRUCTIONS CAREFULLY BEFORE ASSEMBLING AND OPERATING YOUR COPPER TORCHLIGHT.

▲ WARNING

- For outdoor use only.
- DO NOT place torchlight where flames could ignite combustible materials such as roof overhangs, wooden structures, fuel, clothing and fabrics or dry vegetation.
- Torchlights are only to be installed a minimum of 8 feet from building walls, overhangs, trees, etc.
- Keep children and pets safely away from torchlight. DO NOT allow children to use or play near this torchlight.
- Never use gasoline, kerosene, alcohol or other flammable fuel in or around this torchlight. DO NOT use torchlights near gasoline or other flammable liquids, gases or where flammable vapors may be present.
- To prevent personal injury or property damage, carefully monitor all activity and alert all persons in vicinity of burning torchlights of the dangers and safety precautions associated with open flame torchlights. DO NOT use torchlights where alcoholic beverages are being consumed.
- Keep children, pets, loose clothing and hair safely away from torchlight. Failure to adhere to this could lead to severe personal injury.

▲ WARNING

- Due to possible fire hazard, NEVER leave burning torchlight unattended.
- DO NOT overfill torchlight. Fill ONLY to maximum fill line.
- Install stake into firm, level, soil/ground a minimum of 10 to 12 inches. Make sure stake is stable in ground before operating torchlight.
- The metal surface can get VERY HOT and caution must be used when handling torchlight after use. Never move torchlight when in use or immediately after use when torchlight and oil may be hot. DO NOT touch open flame, wick or torchlight when in use.
- We advise that a fire extinguisher be on hand. Refer to your local authority to determine proper size and type of fire extinguisher.
- DO NOT use torchlight for other than its intended purpose.
- DO NOT attempt to service or modify Copper Torchlight other than normal maintenance as explained in "After-Use Safety and Proper Care & Maintenance" sections of this manual. Repairs should be performed by The Brinkmann Corporation only.
- Always use a long match or long nose lighter when lighting wick.
- Empty remaining oil in torchlight prior to storage. Store oil in its original or a properly sealed container away from any heat source.
- Properly dispose of all packaging material.

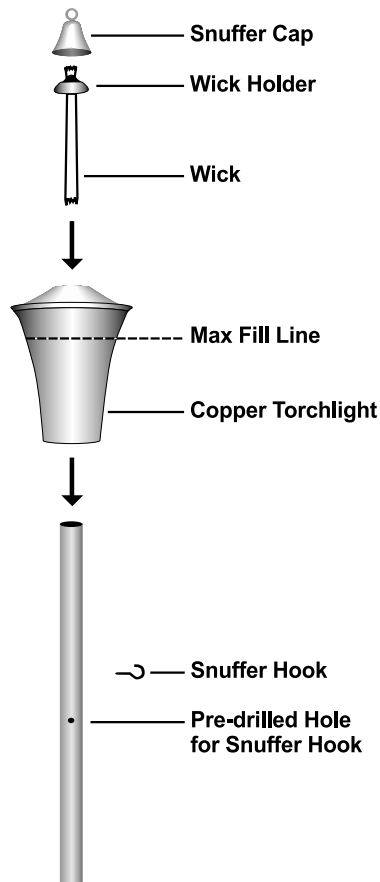
USE CAUTION AND COMMON SENSE WHEN USING YOUR COPPER TORCHLIGHTS.

FAILURE TO ADHERE TO THE SAFETY WARNINGS AND GUIDELINES IN THIS MANUAL COULD RESULT IN BODILY INJURY OR PROPERTY DAMAGE.

SAVE THIS MANUAL FOR FUTURE REFERENCE.

PARTS LIST

INSPECT CONTENTS TO ENSURE ALL PARTS ARE INCLUDED AND UNDAMAGED.

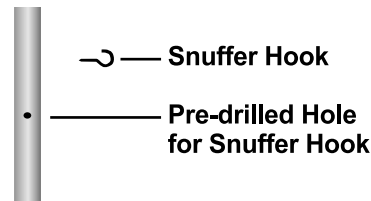


INSTALLATION AND OPERATING INSTRUCTIONS

ASSEMBLING YOUR COPPER TORCHLIGHT

Step 1

The stake has been pre-drilled with a hole for the snuffer hook that is used for the snuffer cap when not in use. Place snuffer hook into hole and screw tightly into stake clockwise.



Step 2

Using rubber mallet, drive stake into firm, level ground 10 to 12 inches.

NOTE: Ground can be softened with water, however, stake must be stable prior to lighting torchlight.

⚠ WARNING

- Install stake into firm, level, soil/ground a minimum of 10 to 12 inches. Make sure stake is stable in ground before operating torchlight.
- Torchlights are only to be installed a minimum of 8 feet from building walls or overhang.

Step 3

Place copper torchlight securely on top of ground stake.

FILLING YOUR COPPER TORCHLIGHT

Step 1

Remove torchlight from ground stake.

Step 2

Remove brass cap and wick assembly from torchlight by turning counter-clockwise. Fill torchlight with lamp oil 3/4 to the top. **ONLY USE LAMP OIL. DO NOT OVERFILL.**

⚠ WARNING

- DO NOT use gasoline, kerosene, alcohol, or other flammable fuel in or around this torchlight.

Step 3

Reinsert wick assembly into torchlight and screw top cap back onto the torchlight. Use caution to avoid spilling oil. Before lighting, clean excess oil that may have spilled over onto torchlight or surface below torchlight.

LIGHTING YOUR COPPER TORCHLIGHT

⚠ WARNING

- DO NOT operate this torchlight until you have read and understand all of the warnings and instructions in this manual.
- Keep children, pets, loose clothing and hair safely away from torchlight. Failure to adhere to this could lead to severe personal injury.

Step 1

Extend wick to no more than 1/2" above top cap.

Step 2

Allow 15 minutes for wick to become completely saturated with oil before lighting. Use long match/long nose lighter to light wick.

AFTER-USE SAFETY

EXTINGUISHING YOUR COPPER TORCHLIGHT

⚠ WARNING

- The metal surface can get VERY HOT and caution must be used when handling torchlight after use. Never move torchlight when in use or immediately after use when torchlight and oil may be hot.
- Always place snuffer cap over flame and wick and leave in place until flame has completely extinguished before leaving unattended.
- Allow torch to completely cool before handling.
- Empty remaining oil in torchlight prior to storage. Store oil in its original or a properly sealed container away from any heat source. Empty remaining oil in torchlight prior to storage. Store oil in its original or a properly sealed container away from any heat source.

PROPER CARE & MAINTENANCE

- Allow torchlight to cool, then clean outside by wiping with a damp cloth to minimize accumulation of smoke residue.