

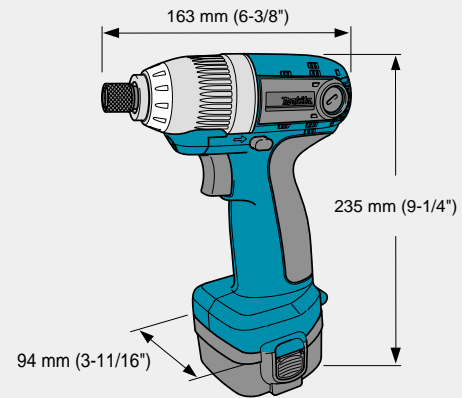
# Specifications

## Cordless Impact Driver

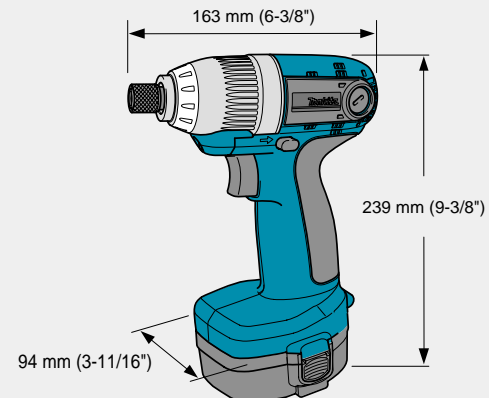
		6980FD	6935FD
Capacities	High Tensile bolt	M4 - M8 (5/32" - 5/16")	
	Coarse thread	M5 - M14 (3/16" - 9/16")	
	Self drilling screw	M5 - M10 (3/16" - 3/8")	
	Standard bolt	22 - 125mm (7/8" - 5") in length	
	Machine screw	4 - 6mm x 13 - 45mm (5/32"-1/4" x 1/2" - 1-3/4")	
Impact per minute		0 - 3,200 min <sup>-1</sup> (bpm)	
No load speed		0 - 2,600 min <sup>-1</sup> (rpm)	
Max. fastening torque		125 N.m (1,110 in.lbs)	140 N.m (1,240 in.lbs)
Overall length		163 mm (6-3/8")	
Net weight		1.5 kg (3.3 lbs)	1.7 kg (3.7 lbs)
Voltage		12 V	14.4 V

## Dimension

Model 6980FD



Model 6935FD



Makita Corporation

3-11-8, Sumiyoshi-cho, Anjo, Aichi 446-8502, Japan

PRINTED IN JAPAN Z23112-2 2003-12




A world's leading manufacturer of power tools

- Variable Speed
- Built-in Job Light
- Reversing
- Carrying Case
- Electric Brake

# Cordless Impact Driver

Model 6980FDWA/FDWD **12V** 6935FDWA/FDWD **14.4V**

## Ultimate Power and Speed!




**NEW**

# Unrivaled Power and Speed in this Class!



A world's leading manufacturer of power tools

Cordless Impact Driver  
Model 6980FDWA/FDWD, 6935FDWA/FDWD




Compact only 163 mm

Newly designed hammer case materials from scratch, increasing maneuverability to a great extent.

### Powerful Motor

- Externally accessible carbon brush extends motor life 2 times longer.
- Replaceable armature makes the tool life even beyond the motor life.



Max. fastening torque

**125 N.m (6980FD)**

**140 N.m (6935FD)**

Ergonomically contoured  
Palm-fitting soft grip



Bumper of phosphorescent (glow-in-the-dark) material

Tools can be found easily even if left in dimly-lit places.



LED job light for excellent work efficiency in dimly-lit places

PHOTO: 6935FDWD

## Performance Data

### Cordless Impact Driver

#### Model 6980FD 12V

##### Working Speed

##### Drilling Screw

• Course thread : 41 mm	Makita 6980FD (2.6Ah)	110
• Work piece : Spruce	Makita 6916FD (2.6Ah)	100
	Competitor "D" (2.0Ah)	100

• Course thread : 90 mm	Makita 6980FD (2.6Ah)	105
• Work piece : Lawan	Makita 6916FD (2.6Ah)	100
	Competitor "D" (2.0Ah)	100

• Lag bolt : 1/4"	Makita 6980FD (2.6Ah)	110
• Work piece : Spruce	Makita 6916FD (2.6Ah)	100
	Competitor "D" (2.0Ah)	100

##### Making Hole

• Auger bit : 25 mm	Makita 6980FD (2.6Ah)	105
• Work piece : Spruce	Makita 6916FD (2.6Ah)	100
	Competitor "D" (2.0Ah)	100

Work amount per one full changed battery pack

	190
	185
	100
	180
	170
	100
	175
	175
	100
	190
	180
	100

• Numbers in chart above are relative values when setting "D's" capacity as 100. • It may differ under some conditions.

12 V	6980FD	6916FD	Competitor "D"
Max. fastening torque	125 N.m (1,110 in.lbs)	100 N.m (887 in.lbs)	115 N.m (1,000 in.lbs)
No load speed	0 - 2,600 min <sup>-1</sup> (rpm)	0 - 2,300 min <sup>-1</sup> (rpm)	0 - 2,400 min <sup>-1</sup> (rpm)
Impact per minute	0 - 3,200 min <sup>-1</sup> (bpm)	0 - 3,000 min <sup>-1</sup> (bpm)	0 - 3,000 min <sup>-1</sup> (bpm)
LED job light	Yes	Yes	No
Externally accessible brush	Yes	Yes	No
Net weight	1.5 kg (3.3 lbs)	1.5 kg (3.3 lbs)	1.7 kg (3.7 lbs)

#### Model 6935FD 14.4V

##### Working Speed

##### Drilling Screw

• Course thread : 41 mm	Makita 6935FD (2.6Ah)	110
• Work piece : Spruce	Makita 6932FD (2.6Ah)	110
	Competitor "D" (2.0Ah)	100

• Course thread : 90 mm	Makita 6935FD (2.6Ah)	110
• Work piece : Lawan	Makita 6932FD (2.6Ah)	100
	Competitor "D" (2.0Ah)	100

• Lag bolt : 1/4"	Makita 6935FD (2.6Ah)	105
• Work piece : Spruce	Makita 6932FD (2.6Ah)	100
	Competitor "D" (2.0Ah)	100

##### Making Hole

• Auger bit : 25 mm	Makita 6935FD (2.6Ah)	105
• Work piece : Spruce	Makita 6932FD (2.6Ah)	95
	Competitor "D" (2.0Ah)	100

Work amount per one full changed battery pack

	190
	190
	100
	200
	170
	100
	200
	190
	100
	200
	185
	100

• Numbers in chart above are relative values when setting "D's" capacity as 100. • It may differ under some conditions.

14.4 V	6935FD	6932FD	Competitor "D"	Competitor "M"
Max. fastening torque	140 N.m (1,240 in.lbs)	125 N.m (1,110 in.lbs)	132 N.m (1,150 in.lbs)	83 N.m (740 in.lbs)
No load speed	0 - 2,600 min <sup>-1</sup> (rpm)	0 - 2,300 min <sup>-1</sup> (rpm)	0 - 2,400 min <sup>-1</sup> (rpm)	0 - 2,200 min <sup>-1</sup> (rpm)
Impact per minute	0 - 3,200 min <sup>-1</sup> (bpm)	0 - 3,000 min <sup>-1</sup> (bpm)	0 - 3,000 min <sup>-1</sup> (bpm)	0 - 2,500 min <sup>-1</sup> (bpm)
LED job light	Yes	Yes	No	No
Externally accessible brush	Yes	Yes	No	No
Net weight	1.7 kg (3.7 lbs)	1.7 kg (3.7 lbs)	1.8 kg (4.0 lbs)	2.0 kg (4.4 lbs)
Service life of Brush	65 hour	40 hour	• 18 hour	-

• Service life of Motor