




PANAMAX® M5300-PM


LOOKING FOR CRYSTAL CLEAR PICTURE AND SOUND?





4 • Clean Power Level 4
Improves picture and sound quality by eliminating noise across the entire AC bandwidth. 40% more efficient at eliminating noise than Clean Power Level 3.


 • AVM (Automatic Voltage Monitoring)
Protects equipment against prolonged over/under voltages by disconnecting the power and reconnecting it when safe power returns


 • High Current Outlets
2 outlets for equipment with high power demands (Amps/Subwoofers).

 • USB Charger
Convenience charger for mp3 players, cell phones, and other small electronics

 • Gaming LAN Port
Easy access to LAN port on front panel. Perfect for online gaming.

 • 5 Isolated Outlet Banks
Isolating outlet banks from one another prevents noise contamination between components.

 • 12 Volt Trigger
Allows source equipment to activate or deactivate the outlets on the M5300-PM

 • Power Sequencing
Guards against blown fuses and potentially damaging speaker thump by automatically powering outlets on and off in sequence

 • 11 Outlets
5 Always On, 4 Switched, 2 Switched High Current.

MAX® 5300-PM

HOME THEATER POWER MANAGEMENT

- 1 Improves Picture and Sound Quality**
Level 4 Power Cleaning and Filtration eliminates common symptoms of contaminated power (including loss of detail, pops, hisses, hums and visual artifacts) and allows your A/V equipment to perform up to its full capability.
- 2 Monitors Incoming Line Voltage and Provides a Visual Indication of Power Level**
Panamax's patent pending AVM™ circuitry continuously monitors the incoming power as displayed on the digital voltmeter. In case of an undervoltage or an overvoltage, a flashing red lightning bolt will be displayed in the voltmeter, and power to the connected equipment is automatically turned off if either of these conditions is detected. When voltage returns to a safe level, power to the equipment is automatically reconnected.
- 3 Reduces Cross-Contamination Between Components**
The M5300-PM is designed to provide noise isolation between 5 isolated outlet banks (including 1 bank with 2 high current outlets) so that any noise created by an A/V component cannot contaminate the power going to equipment plugged into another outlet bank.



MAX® 5300-PM BACK PANEL FEATURES

1. 15A Main Circuit Breaker: Automatically opens when the current load is greater than 15 Amps. Push to reset.

2. Outlet Bank 5
Two switched, high-current outlets controlled by the front panel Power Button or the DC Trigger input. Bank 5 has a 5 second turn on delay and turns off immediately upon shutdown. The High Current outlets provide power from a low impedance noise filtration circuit that does not limit the current to your equipment. Its output is noise-isolated from all other outlet banks.

3. Outlet Banks 3 and 4
Each bank features two switched outlets with linear filtration technology (LIFT) controlled by the front panel Power Button or the DC Trigger input. Banks 3 & 4 will turn on immediately and turn off after a 10 second delay. LIFT EMI/RFI noise filtration is provided by a two-stage balanced Pi filter which also provides noise isolation from all other outlet banks.

4. Outlet Banks 1 and 2
Each bank features two always-on outlets with linear filtration technology (LIFT). Power will only be turned off under a fault condition. (See specifications for over-voltage and under-voltage thresholds). LIFT EMI/RFI noise filtration is provided by a two-stage balanced Pi filter which also provides noise isolation from all other outlet banks.

5. Universal TV Coaxial Jacks
3 pairs of bidirectional protection circuits optimized for satellite, cable, and antenna TV signal lines.

6. Main Power Cord 10ft. Must be plugged into a properly wired & grounded 3-wire outlet.

7. Ground Lug: Provides a common grounding point for equipment with separate ground leads.

8. Bank 1 & 2 Indicator Light
Normally ON, is lit when there is power present on the Bank 1 and 2 receptacles.

9. Voltage Sense Trigger Output
3.5mm (1/8") Mini-Plug jack. Connecting a trigger wire to the Voltage Sense Output jack will allow the input signal to pass through the M5300-PM to control the startup/shutdown of an additional device.

10. Voltage Sense Trigger Input
3.5mm (1/8") mono mini-plug. Connect to a remote trigger device that uses a DC output to trigger a startup/shutdown sequence.

11. LAN Jacks
Protection circuits for 10/100 baseT Ethernet lines. For the LAN 2 protected jacks, the incoming LAN line MUST be plugged into the LINE jack and the patch cord to the equipment MUST be plugged into the EQUIP jack. For the LAN 1 protected jacks the incoming LAN line must be plugged into the LINE jack and the equipment must be plugged into the gaming jack on the front panel. 8 wire protection, 52V clamping.

12. Phone Jacks
Protection circuits for standard telephone or pay-per-view lines. Phone circuit is autoresetting. Incoming phone cord MUST be plugged into the LINE jack. Patch cords to the equipment (satellite receiver, digital video recorder, telephone, etc.) MUST be plugged into the EQUIP jacks.

MAX® 5300-PM SPECIFICATIONS

General		LAN Circuits	
Dimensions	17 in. W x 12.75 in. D x 3.5 in H, (4.1 in. Including feet)	Clamping Level.....	52V
Weight	30 lbs.	Connectors.....	RJ-45
AC Power		Wires Protected:.....	8-Wires
Line Voltage	120V, 60Hz	USB Circuit	
Total Current Capacity	15 A	Jacks.....	USB-A
UL1449 Suppression Rating	330V	Power Delivery.....	500 mA @ 5 VDC
Protection Modes	L-N, L-G, N-G	Telco Circuit	
Initial Clamping Level	200V	Fuseless/Auto-resetting.....	Yes
Energy Dissipation	2125 Joules	Clamping Level.....	260V
Peak Impulse Current	72,000 Amps	Capacitance.....	30pf (approx.)
Catastrophic Surge Circuit	Yes	Suppression Modes.....	Metallic & Longitudinal
Thermal Fusing	Yes	Wires Protected.....	2-Wire, Pins 4 & 5
Over-voltage shutoff	142 VAC ± 8 VAC	Connectors.....	RJ-11
Under-voltage shutoff	90 VAC ± 2 VAC	Cable and Satellite Circuits	
EMI/RFI Noise Filtration		HD 1080 i/p Ready.....	Yes
Banks 1, 2, 3, 4	80 db, 100 KHz – 2 MHz	Shielded.....	Yes
Bank 5, High Current Outlets	60 db, 100 KHz – 2 MHz	Clamping Level.....	75V
DC Trigger Input		Frequency Range.....	0 MHz - 2.2 GHz
Jacks.....	3.5mm (1/8") mono mini-plug	Insertion Loss.....	< 0.5 dB
Voltage and Polarity.....	3 - 24V DC, bidirectional	Connections.....	Female "F", Gold Plated
Current Requirement.....	4.6 mA @3V, 58 mA @24V	Bidirectional.....	Yes
DC Trigger Output			
Pass through.....	no delay		
Positive = Tip, Negative = Ring			
Design and specifications subject to change without notice due to product improvement.			

UPC'S, QUANTITIES, WEIGHTS & MEASUREMENTS FOR ORDERING & SHIPPING

MODEL M5300-PM		UNIT CARTON			MASTER CARTON			
Dimensions	Weight	Dimensions	Weight	UPC	Qty	Dimensions	Weight	UPC
17" x 12.75" x 3.5" 4.1" H with feet	30 lbs	23.75" x 18.5" x 10"	33.5 Lbs	0 50616 00816 7	1	Same as Unit Carton	33.5 Lbs	5 00 50616 00816 2



1690 Corporate Circle, Petaluma, CA. 94954 800-472-5555 or 707-283-5900 Fax 707-283-5901 www.panamax.com

© 2007 Panamax, Inc. Panamax, MAX, and the Panamax logo are registered US trademarks of Panamax

L590 REV A 07/07