



Gefentv

Gefen TV CR Speaker

GTV-CR-2SP - GTV-CR-3SP - GTV-CR-5SP

User Manual

www.gefentv.com

ASKING FOR ASSISTANCE

Technical Support:

Telephone (818) 772-9100
(800) 545-6900

Fax (818) 772-9120

Technical Support Hours:

8:00 AM to 5:00 PM PST Monday thru Friday.

Write To:

Gefen Inc.
c/o Customer Service
20600 Nordhoff St
Chatsworth, CA 91311

www.gefentv.com
support@gefentv.com

Notice

Gefen Inc. reserves the right to make changes in the hardware, packaging and any accompanying documentation without prior written notice.

Gefen TV CR Speaker is a trademark of Gefen Inc.

CONTENTS

- 1 Introduction**
- 2 Operation Notes**
- 3 Features**
- 4 Panel Layout**
- 5 Panel Descriptions**
- 6 Connecting And Operating The Gefen TV CR Speaker**
- 7 Specifications**
- 8 Warranty**

INTRODUCTION

Congratulations on your purchase of the Gefen TV CR Speaker. Your complete satisfaction is very important to us.

Gefen TV

Gefen TV is a unique product line catering to the growing needs for innovative home theater solutions. We specialize in total integration for your home theater, while also focusing on going above and beyond customer expectations to ensure you get the most from your hardware. We invite you to explore our distinct product line and hope you find your solutions. Don't see what you are looking for here? Please call us so we can better assist you with your particular needs.

The Gefen TV CR Speaker

The Gefen TV CR speaker system consists of exquisitely designed and tuned speakers which perfectly compliment the small confines of a bedroom or conference room. The CR speakers have been designed for high-quality audio fidelity rather than booming bass and high volume output. These wall-mountable speakers feature a handsome exterior construction and will fit stylishly in a variety of decors.

The Gefen CR speakers are perfectly suited to work with any audio amplifier, especially the Gefen TV Audio Processor, for which they were designed.

How It Works

Simply connect the Gefen CR speakers to your amplifier. The CR speakers are equipped with 5-way binding posts having connectors as follows: bare wire, spade lug connectors, pin connectors, and two types of banana plugs (single and dual).

Once all of your AV system connections are established, set the amplifier's volume to a low level, turn on all connected AV equipment, and then increase speaker output volume to a comfortable level.

OPERATION NOTES

READ THESE NOTES BEFORE INSTALLING OR OPERATING THE GEFEN TV CR SPEAKER

- Gefen TV CR Speaker are rated for a maximum power handling of 50 Watts RMS.
- The Gefen TV CR Speaker was designed to be placed within 8 inches of a wall. For this reason the Gefen TV CR Speaker comes ready to be wall mounted.
- Gefen TV recommends the GTV-MB-CRSP for use with these speaker as a mounting bracket.
- The Gefen TV CR Speaker weighs approximately 6.4 pounds and appropriate caution should be taken when mounting and using a wall mounting bracket.
- For additional bass response the Gefen TV CR Speakers should be paired with a subwoofer. In this scenario, the speaker setting in the amplifier/receiver should be set to small. The recommended crossover should also be set to 80Hz.

FEATURES

Features

- Carefully designed and tuned speakers
- Incredibly pristine sound from a compact design
- Designed to fill small rooms with high-quality sound
- Speaker baffle naturally tilts upward on flat surfaces

Package Includes

GTV-CR-2SP

(1) CR-2SP Set of 2 Speakers

(1) User's Manual

GTV-CR-3SP

(1) CR-3SP Set of 3 Speakers

(1) User's Manual


GTV-CR-5SP

(1) CR-5SP Set of 5 Speakers

(1) User's Manual

PANEL LAYOUT

Front View



Back View



PANEL DESCRIPTIONS

1 *Gefen TV CR Speaker Grille*

This removable grille will protect the speaker drivers from getting damaged and will provide a stylish look to your speaker.

2 *Speaker Mounting Bracket*

This bracket was designed to work with the GTV-MB-CRSP speaker bracket. Additional aftermarket brackets can be used. Please ensure that the minimum weight capacity of any aftermarket speaker bracket exceeds 6.4 lbs.

3 *Positive Speaker Terminal*

This terminal is a 5-way binding post that will accept multiple connection types. For a complete listing of these types, please see page 6. This terminal should be connected to the positive terminal on an amplifier.

4 *Negative Speaker Terminal*

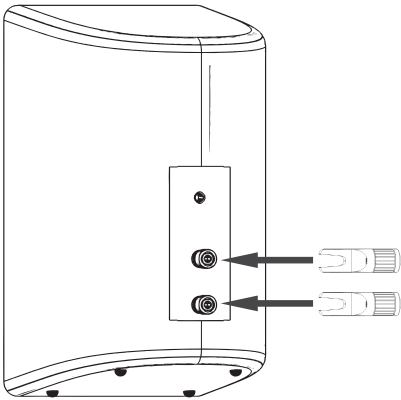
This terminal is a 5-way binding post that will accept multiple connection types. For a complete listing of these types, please see page 6. This terminal should be connected to the negative terminal on an amplifier.

CONNECTING AND OPERATING THE GEFEN TV CR SPEAKER

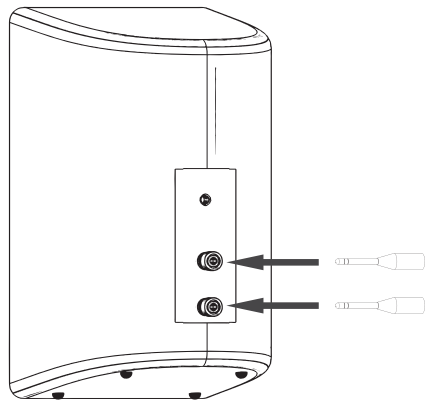
How to Connect the Gefen TV CR Speaker

1. Connection options for the Gefen TV CR Speaker:

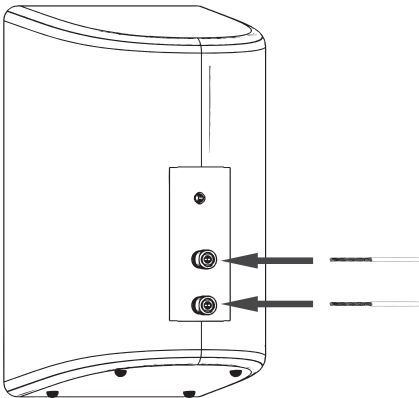
Spade Lug



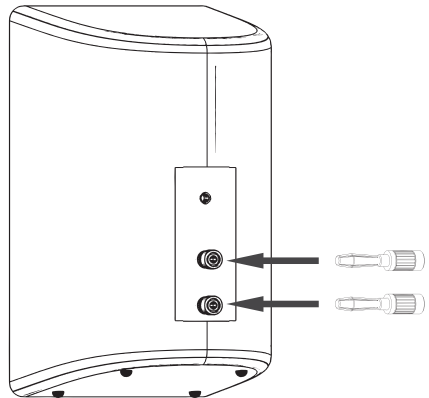
Pin



Bare Wire



Banana Plug



NOTE: These are 5-Way binding posts. In addition to the connectors above, this speaker will also accept Dual Banana Plug connectors.

To connect all types of connectors-except for the Banana Plug connectors-unscrew the binding post in a counter-clockwise motion. Insert the speaker wire/connector into the post and re-tighten the binding post. These connector only need to have good contact and should only be hand tightened.

Banana Plug connectors can simply be inserted into the opening on the end of each binding post.

SPECIFICATIONS

System:

Low Frequency Driver	Low Frequency Driver 1 x 100mm with 25mm voice coil & Ferrite motor & Cone Pulp paper coating black & Surround NBR rubber
High Frequency Driver	1 x 25mm with Neodymium motor & Silk dome
Frequency Response (-3dB)	75Hz -- 18kHz
Frequency Response (-10dB)	60Hz – 20kHz
System Sensitivity (2.83V@1m)	85dB
Nominal Impedance	4 Ohms

Maximum Output SPL

Average	99dB
Peak	105dB
Long term power (W)	30W
Weight (lbs / kg)	6.4lbs / 2.9kg

Enclosure:

Enclosure Type	2-Way Reflex
Enclosure Material	Medium Density Fibreboard
Finish	Matte White

Dimensions (H x W x D):

mm	256 x 145 x 184
Inches	10 x 5.7 x 7.2

WARRANTY

Gefen warrants the equipment it manufactures to be free from defects in material and workmanship.

If equipment fails because of such defects and Gefen is notified within two (2) years from the date of shipment, Gefen will, at its option, repair or replace the equipment, provided that the equipment has not been subjected to mechanical, electrical, or other abuse or modifications. Equipment that fails under conditions other than those covered will be repaired at the current price of parts and labor in effect at the time of repair. Such repairs are warranted for ninety (90) days from the day of reshipment to the Buyer.

This warranty is in lieu of all other warranties expressed or implied, including without limitation, any implied warranty or merchantability or fitness for any particular purpose, all of which are expressly disclaimed.

1. Proof of sale may be required in order to claim warranty.
2. Customers outside the US are responsible for shipping charges to and from Gefen.
3. Copper cables are limited to a 30 day warranty and cables must be in their original condition.

The information in this manual has been carefully checked and is believed to be accurate. However, Gefen assumes no responsibility for any inaccuracies that may be contained in this manual. In no event will Gefen be liable for direct, indirect, special, incidental, or consequential damages resulting from any defect or omission in this manual, even if advised of the possibility of such damages. The technical information contained herein regarding the features and specifications is subject to change without notice.

For the latest warranty coverage information, please visit Gefen's Warranty web page at <http://www.gefen.com/kvm/aboutus/warranty.jsp>

PRODUCT REGISTRATION

Please register your product online by visiting Gefen's web site at <http://www.gefen.com/kvm/Registry/Registration.jsp>

ma-CR-2SP

ma-CR-3SP

ma-CR-5SP

20600 Nordhoff St., Chatsworth CA 91311

1-800-545-6900 818-772-9100 fax: 818-772-9120

www.gefentv.com support@gefentv.com

