



MICRO
INNOVATIONS™

Quick Installation Guide

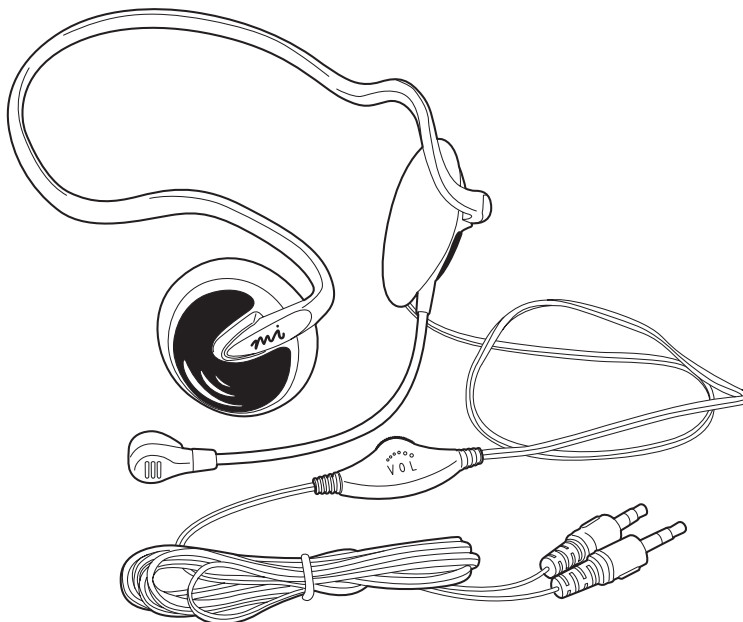
Customizable Stereo Headset (MM780M)

We supply (package contents):

- Headset with microphone
- Four sets of color plates
- Quick installation guide
- Warranty

You supply (requirements):

- A computer with available 3.5 mm headset/microphone jacks
- Windows® 2000, XP, or Vista™
- Mac® OS X v10.1 or higher



**For assistance, visit www.microinv.com or call toll free: 1-877-550-5534
Technical support hours: Monday - Friday 8:30am to 7:00pm EST.**

The Windows® name and logo are registered trademarks of Microsoft Corporation.
All brand and product names are trademarks or registered trademarks of their respective companies.



MICRO
INNOVATIONS™

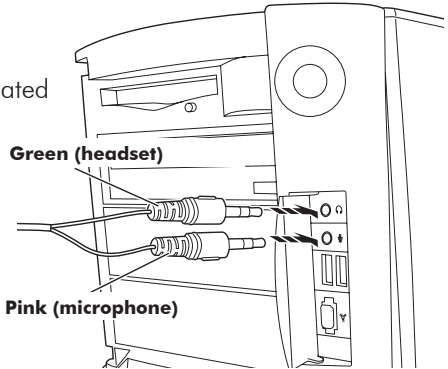
Quick Installation Guide

1

Connect the green connector to the computer's headset or speaker jack. Jacks may be located anywhere.

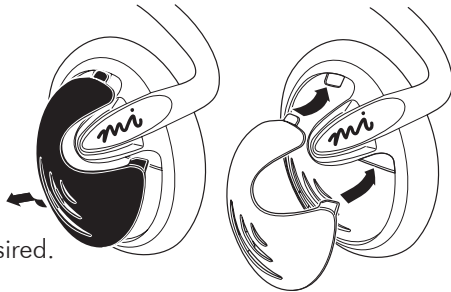
Optional: Connect the pink connector to the computer's microphone jack.

There is no need to restart your computer.



2

Optional: Swap out the flexible color plates as desired.



Note: Volume output is the combination of your selected volume setting on the computer, your selected volume setting on the headset, and the volume level of your selected audio media.

With this combination, it is possible to produce sound loud enough to damage your hearing. Remember to raise the volume slowly, and keep it at a low, comfortable level.

**For assistance, visit www.microinv.com or call toll free: 1-877-550-5534
Technical support hours: Monday - Friday 8:30am to 7:00pm EST.**