

SONY®



PlayStation®Portable

Safety and Support

PSP-2002

PSP-2003

UMD™
UNIVERSAL MEDIA DISC


MEMORY STICK™

MEMORY STICK PRO Duo™
MEMORY STICK Duo™


XMB™

3-218-748-21(1)

WARNINGS

To avoid electrical shock, do not open the cabinet. Refer servicing to qualified personnel only.

Use the supplied AC adaptor only. If you use other types, it may cause fire, electrical shocks or a malfunction.

CAUTION – Use of controls or adjustments or performance of procedures other than those specified herein may result in hazardous radiation exposure.

CLASS 1 LASER PRODUCT
LASER KLASSE 1 PRODUKT

This appliance is classified as a CLASS 1 LASER product under IEC60825-1: 2001.

- This product is intended for ages 6 and up.
- Avoid prolonged use of the PSP® system. To help prevent eye strain, take a break of about 15 minutes during every hour of play.



- If you experience any of the following health problems, discontinue use of the system immediately. If symptoms persist, consult with your doctor.
 - Dizziness, nausea, fatigue or symptoms similar to motion sickness
 - Discomfort or pain in a part of the body, such as eyes, ears, hands or arms

FOR CUSTOMERS IN THE UNITED KINGDOM

Regulatory information

- The nameplate is located in the battery compartment of the unit.
- This equipment has been tested and found to comply with the limits set out in the R&TTE Directive using a connection cable shorter than 3 meters.
- This equipment complies with EN55022 Class B and EN55024 for use in following areas: residential, commercial and light-industrial.



A molded plug complying with BS1363 is fitted to this equipment for your safety and convenience. Should the fuse in the plug supplied need to be replaced, a 3AMP fuse approved by ASTA or BSI to BS1362, (i.e., marked with  or  mark) must be used. If the plug supplied with this equipment has a detachable fuse cover, be sure to attach the fuse cover after you change the fuse. Never use the plug without the fuse cover. If you should lose the fuse cover, please contact your nearest Sony service station.

The manufacturer of this product is Sony Computer Entertainment Inc., 2-6-21 Minami-Aoyama, Minato-ku Tokyo, 107-0062 Japan. The Authorized Representative for EMC and product safety is Sony Deutschland GmbH, Hedelfinger Strasse 61, 70327 Stuttgart, Germany.

Photosensitivity

Always play in a well lit environment. Take regular breaks, 15 minutes every hour. Avoid playing when tired or suffering from lack of sleep. Some individuals are sensitive to flashing or flickering lights or geometric shapes and patterns, may have an undetected epileptic condition and may experience epileptic seizures when watching television or playing videogames. Consult your doctor before playing videogames if you have an epileptic condition and immediately should you experience any of the following symptoms whilst playing: dizziness, altered vision, muscle twitching, other involuntary movement, loss of awareness, confusion and/or convulsions.

Repetitive Motion Injuries

Avoid prolonged use of the PSP® system. Take a 15 minute break every hour. Stop using the PSP® system immediately if you experience an unpleasant sensation or pain in your hands, wrists or arms. If the condition persists, consult a doctor.

Headphones

Adjust your headphone volume so that surrounding sounds can be heard. If you experience ringing or any discomfort in your ears, discontinue use of your Headphones.

Radio waves

Radio waves may affect electronic equipment or medical devices (for example, pacemakers), which may cause malfunctions and possible injuries.

- If you use a pacemaker or other medical device, consult your doctor or the manufacturer of your medical device before using the wireless networking feature.
- Keep the PSP® system at least 20 cm away from a pacemaker or other medical devices when using the wireless networking feature.
- Do not carry the PSP® system in a breast pocket if you use a pacemaker.
- Turn off your PSP® system immediately, if you have any reason to suspect that interference is occurring with your pacemaker.
- Do not use the wireless networking feature in the following locations:
 - Areas where its use is prohibited, such as in aeroplanes or hospitals. Abide by medical institution regulations when using the PSP® system on their premises. Additionally, you may be violating air safety regulations punishable by fines by using the wireless networking feature in an aeroplane or by using the PSP® system during takeoff or landing.
 - Crowded areas.
 - Areas near fire alarms, automatic doors and other types of automated equipment.
- Use caution when using the wireless networking feature in a vehicle, as radio waves may affect electronic equipment in some vehicles.



Where you see either symbol on any of our electrical products, batteries or packaging, it indicates that the relevant electrical product or battery should not be disposed of as general household waste in Europe. To

ensure the correct waste treatment of the product and battery, please dispose of them in accordance with any applicable local laws or requirements for disposal of electrical equipment/batteries. In so doing, you will help to conserve natural resources and improve standards of environmental protection in treatment and disposal of electrical waste.

About DNAS

Sony Computer Entertainment Inc. uses DNAS (Dynamic Network Authentication System), a proprietary authentication system, to help protect copyright and security in connecting the PSP® system to a network. DNAS may retrieve information about a user's hardware and software for authentication, copy protection, account blocking, system, rules, or game management and other purposes. The information collected does not identify the user personally. The unauthorised transfer, exhibition, export, import or transmission of programs and devices circumventing its authentication scheme may be prohibited by law.

System Software

The System Software included within this product is subject to a limited licence from Sony Computer Entertainment Inc. Refer to <http://www.scei.co.jp/psp-eula> for further details.

Table of contents

WARNINGS	2
About the PSP® system documentation	5

■ Before use

Precautions	6
About the battery	10
Compatible media	12

■ Troubleshooting

Before requesting service	14
GUARANTEE	19

■ Additional information

Specifications	21
----------------------	----

Information about system functionality published in this document may vary from the information for your PSP® system, depending on the system software version in use.

About the PSP® system documentation

The PSP® (PlayStation®Portable) system documentation includes the following:

Safety and Support (this document)

This document contains safety information related to the use of the PSP® system, troubleshooting, specifications and other information.

Quick Reference

This document contains information on basic hardware operations of the PSP® system.

User's Guide

(<http://manuals.playstation.net/document/>)

This online document is accessed through the Internet and contains detailed information related to use of the PSP® system software.

Before use

Precautions

Carefully read the supplied instructions before use. Retain them for future reference.

Accessory compatibility

The accessories that are supported by this system may differ from those of the PSP-1000 series PSP® system. For details, visit www.playstation.com

Safety

This product has been designed with the highest concern for safety. However, any electrical device, if used improperly, has the potential for causing fire, electrical shock or personal injury. To help ensure accident-free operation, follow these guidelines:

- Observe all warnings, precautions and instructions.
- Regularly inspect the AC Adaptor and AC Power Cord for damage and for dust build-up around the power plug or electrical outlet.
- Stop use, unplug the AC Power Cord from the electrical outlet and disconnect any other cables immediately if the device functions in an abnormal manner, produces unusual sounds or smells or becomes too hot to touch.

Use and handling

- Use in a well-lit area and keep the screen a safe distance from your face.
- Avoid prolonged use of the PSP® system. To help prevent eyestrain, take a break of about 15 minutes during every hour of play.
- Exercise care when setting the volume. If you set the volume too high, it may harm your hearing or damage the speakers.
- Keep the system and accessories out of the reach of small children, as small children may swallow small parts such as Memory Stick Duo™.
- Do not use the system while driving or riding a bicycle. Looking at the screen or operating the system while driving an automobile or riding a bicycle may result in a traffic accident.
- Do not use the system or accessories near water.
- Use only attachments/accessories specified by the manufacturer.
- Do not expose the system or accessories to high temperatures, high humidity, or direct sunlight.
- Do not leave the system or accessories in a car with the windows closed (particularly in summer).
- Do not expose the system or accessories to dust, smoke or steam.
- Do not allow liquid or small particles to get into the system or accessories.
- Do not place the system or accessories on surfaces that are tilted, unstable or subject to vibration.
- Do not throw, drop or step on the system or accessories, and do not subject the devices to strong physical shock. Sitting down with the PSP® system in a pocket or placing the system in the bottom of a backpack along with heavy objects may cause damage to the system.
- Do not forcibly twist the PSP® system or expose the system to strong physical shock during gameplay, as doing so can damage the system or cause the disc cover to open, ejecting the disc. Handle the analog stick with care.
- Do not put heavy objects on the system or accessories.

- Do not touch or insert foreign objects into the connectors of the system or accessories.
- Do not touch the system or AC Adaptor for an extended period of time while in use. Depending on the conditions of use, the system or the AC Adaptor may reach temperatures of 40° C or more. Extended contact under these conditions may cause low-temperature burns*.
 - * Low-temperature burns are burns that occur when the skin is in contact with objects of the AC relatively low temperatures (40° C or more) for an extended period of time.
- When connecting the system to a plasma or projection* TV, do not leave a still image on the TV screen for an extended period of time, as this may leave a faint image permanently on the screen.
 - * Except LCD screen types

AC Adaptor and AC Power Cord use

- Do not touch the plug of the AC Power Cord with wet hands.
- Do not touch the AC Power Cord, AC Adaptor or the system, if connected to an electrical outlet, during an electrical storm.
- Do not use a power source other than the supplied (or approved replacement) Battery Pack, AC Adaptor and AC Power Cord.
- Do not allow dust or foreign matter to build up around the system or accessory connectors. If there is dust or foreign matter on the system's connectors or the AC Power Cord, wipe it off with a dry cloth before connecting. Dust or other matter on the connectors can result in fire or electrical shock.
- Unplug the AC Power Cord from the electrical outlet, disconnect any other cables and remove the Battery Pack from the system before cleaning or when you do not intend to use the system for an extended period of time.
- Protect the AC Power Cord from being walked on or compressed particularly at plugs and the point where they exit from the system.

- When disconnecting the AC Power Cord, hold it by the plug and pull straight out from the electrical socket. Never pull by the cord and do not pull at an angle.
- Do not use the system to play games, video or music when the system is covered with any type of fabric. If you want to pause or temporarily store the system while playing games, video or music, put the system in Sleep Mode before placing it in the case or covering.
- Do not connect the AC Power Cord to a voltage transformer or inverter. Connecting the AC Power Cord to a voltage transformer for overseas travel or an inverter for use in an automobile may cause heat to build up in the AC Adaptor and may cause burns or a malfunction.
- The socket-outlet shall be installed near the equipment and shall be easily accessible.

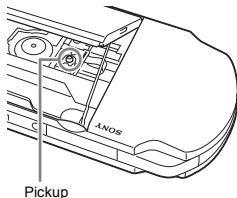
LCD screen

- The LCD screen is made of glass and may crack if subjected to excessive force.
- Black (dark) pixels and continuously lit pixels may appear in certain locations on the LCD screen. The appearance of such spots is a normal occurrence associated with LCD screens and is not a sign of a system malfunction. LCD screens are made using highly precise technology. However, a very small number of dark pixels or continuously lit pixels exist on each screen. Also, a distorted image may remain on the screen for several seconds after the system has been turned off.
- Direct exposure to sunlight may damage the system's LCD screen.
- When using the system in a cold environment, you may notice shadows on the graphics or the screen may appear darker than usual. This is not a malfunction, and the screen will return to normal when the temperature rises.

- Do not leave still images displayed on the screen for an extended period of time. This may cause a faint image to be left permanently on the screen.

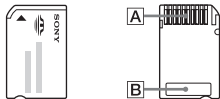
About the "pickup"

Do not touch the "pickup" located inside the disc cover of the system. Touching the pickup may damage the system.



Memory Stick Duo™

For best results, follow these guidelines:



- Do not touch the connector area (A) with your hands or with metal objects.
- Do not press hard when writing on the memo area (B).

- Do not use or store a Memory Stick Duo™ in the following:
 - Places subject to high temperatures, such as in a hot vehicle
 - Locations exposed to direct sunlight
 - Locations that are very humid or conducive to corrosion
- When using Memory Stick Duo™ media without an erasure prevention switch, take care not to overwrite or delete data by accident. If your Memory Stick Duo™ media has an erasure prevention switch, you can prevent data from being saved, edited, or deleted by setting the switch in the LOCK position.

Recorded data

Do not use the Memory Stick Duo™ in the following ways, as doing so may result in data loss or corruption:

- Removing the Memory Stick Duo™ or turning off the system while it is loading or saving data or being formatted.
- Using it in a location that is exposed to static electricity or electrical interference.

If, for any reason, software or data loss or corruption occurs, it is usually not possible to recover the software or data. Sony Computer Entertainment Inc. and its subsidiaries and affiliates accept no liability for damages, costs or expenses arising from software, data loss or corruption.

Cases and coverings

- When placing the PSP® system in a commercially available case, turn off the power or put the system in sleep mode. Do not use the system while it is in the case. Leaving the system on, or using it while in a case or covering may cause overheating or may damage the system.

- Put both the PSP® system and the Remote Control in Hold Mode to help prevent unintended operation.

Never disassemble the system or accessories

Use the PSP® system and accessories according to the instructions in this manual. No authorisation for the analysis or modification of the system, or the analysis and use of its circuit configurations, is provided. Disassembling will void the system warranty and may be harmful. The LCD screen, in particular, contains dangerous, high-voltage parts, and the laser beam for reading UMD™ may cause visual impairment if exposed directly to the eyes.

Using the access point

When using the PSP® system's 'Scan' function to select a wireless LAN access point, access points that are not intended for public use may be displayed. Only connect to a personal access point that you are authorised to use, or one that is available through a public wireless LAN or hotspot service.

Overseas use

When travelling note any applicable wireless regulations.

Moisture condensation

If the PSP® system or UMD™ is brought directly from a cold location to a warm one, moisture may condense on the lens inside the system or on the UMD™. Should this occur, the system may not operate

properly. In this case, remove the UMD™ and turn off and unplug the system. Do not put the UMD™ back in until the moisture evaporates (this may take several hours). If the system still does not operate properly, contact the appropriate PSP® customer service helpline which can be found within every PSP® format software manual.

UMD™ handling



- Do not touch the opening on the rear of the disc (recorded surface of the disc) with your fingers.
- Do not allow dust, sand, foreign objects or other types of dirt to get on the disc.
- If the UMD™ becomes dirty, gently wipe the exterior and recorded surfaces of the UMD™ using a soft cloth. Do not use solvents or other chemicals.
- Do not use a UMD™ that is cracked or warped or has been repaired. The UMD™ may break inside the PSP® system, leading to injury or malfunction.

Handling and care of exterior surfaces

Follow the guidelines listed below to help avoid deterioration or discoloration of the PSP® system:

- Do not use solvents or other chemicals to clean the exterior surface.
- Do not allow the system to remain in direct contact with rubber or vinyl products for an extended period of time.
- Do not use a chemically-treated cleaning cloth to wipe off the system.

Before using the analog stick

For best results, go to  (Settings) →  (System Settings) and then with the "System Information" screen displayed, rotate the analog stick in a circular motion. This will adjust the analog stick's range of movement.

Cleaning

For safety reasons, unplug the AC Power Cord from the electrical outlet, disconnect any other cables and remove the Battery Pack from the system before cleaning.

Cleaning the exterior surface and LCD screen

Wipe gently with a soft cloth.

Cleaning the connectors

If the headphones or remote control connectors become dirty, this could cause noise or interruptions in sound. Wipe the connectors with a dry, soft cloth to keep in clean condition.

About the battery

Battery Pack precautions



Warnings

Do not handle a damaged or leaking Battery Pack.

Contact with the material can result in injury or burns to the eyes or skin. Even if foreign substances are not immediately visible, chemical changes in the material can result in injuries occurring at a later time.

If you come into contact with material from a leaking Battery Pack, take the following actions:

- If the material gets into the eyes, do not rub. Immediately rinse the eyes with clean water and seek medical attention.
- If the material comes into contact with the skin or clothes, immediately rinse the affected area with clean water. Consult your doctor if inflammation or soreness develops.

Handle the Battery Pack with care.

The Battery Pack may explode or present a fire or chemical burn hazard if it is not handled carefully.

- Do not allow the Battery Pack to come into contact with fire or subject it to extreme temperatures such as in direct sunlight, in a vehicle exposed to the sun or near a heat source.
- Do not cause the Battery Pack to short-circuit.
- Do not disassemble or tamper with the Battery Pack.
- Prevent damage to the Battery Pack. Do not carry or store the Battery Pack with metal items such as coins or keys. If damaged, discontinue use.

- Do not throw or drop the Battery Pack or subject it to strong physical shock.
- Do not put heavy objects on or apply pressure to the Battery Pack.
- Do not allow the Battery Pack to come into contact with liquids. If it becomes wet, discontinue use until it is completely dry.
- Keep the Battery Pack out of the reach of small children.
- If the PSP® system will not be used for an extended period of time, remove the Battery Pack and store it in a cool, dry place out of the reach of children.
- Use only the supplied Battery Pack or a replacement marked for use with the correct model of the PSP® system.

Charging

You can charge the battery using the AC adaptor or a USB cable (sold separately). For details about how to charge the battery, refer to the supplied Quick Reference manual.

Estimating the battery charge time

Charging with the AC adaptor	Approximately 2 hours 20 minutes
Charging using a USB cable	Approximately 5 hours

Figures shown are for when charging a battery with no charge remaining.

Hints

- Do not use the PSP® system with the AC Adaptor when the Battery Pack is not inserted in the system. If the AC Adaptor is disconnected suddenly, it may result in damage to the system.
- Charge in a temperature of 10°C to 30°C. Charging may not be as effective in other environments.
- Charging may take longer when the system is turned on during charging or when a USB cable is used for charging.

- USB charging uses the power supply of the USB port of the connected device. Charge the battery by connecting the PSP® system to a device equipped with a high-power USB port. If a low-power USB port or a USB hub is used, the battery may not be able to be charged.
- When the AC adaptor and a USB cable are connected to the PSP® system, the battery is charged by the power supply of the AC adaptor.
- Do not use or charge the PSP® system with the battery cover removed. If the battery is suddenly removed, the battery may be dropped and damaged, which may cause a system malfunction.

Estimated battery duration

Game	Approximately 3 - 6 hours* ¹
Video playback	Approximately 3 - 5 hours* ²

*1 Based on tests conducted using the supplied Battery Pack, with the system in single player mode, with Headphones with Remote Control in use, and with wireless LAN not in use.

*2 Based on tests conducted using variables of system speakers versus Headphones, volume level and screen brightness level.

Hint

Battery duration may vary depending on the type of content being played or usage conditions such as screen brightness and environmental factors. As the battery pack ages, it will have a shorter duration.

Battery Pack life

- The Battery Pack has a limited lifespan. Battery duration will decrease with repeated usage and age. If the battery duration becomes extremely short, it may be time to replace the Battery Pack.

- The Battery Pack lifespan varies depending on how it is stored, the conditions of use and environmental factors, such as temperature.

Replacing the Battery Pack








- For safety reasons, turn off the system and remove the power cord from the electrical outlet and disconnect any other cables before replacing the Battery Pack.
- If the system is left unused after the battery charge runs out or the Battery Pack has been removed, the date and time settings may be reset. If this occurs, the date and time setting screen will be displayed the next time the PSP® system is turned on.

Storing the Battery Pack

When the system will not be used for an extended period of time, remove the Battery Pack from the system. Store the Battery Pack in a cool, dry place out of the reach of children.

Compatible media

The media types listed below can be used on the PSP® system. Throughout this manual, the term "Memory Stick Duo™" is used to refer to all types of Memory Stick™ media in the table below.


Type	Logo
UMD™	
Memory Stick Duo™ (not MagicGate™-compatible)	
MagicGate™ Memory Stick Duo™ *1	
Memory Stick Duo™ (MagicGate™ compatible) *1 *2	
Memory Stick PRO Duo™ *1 *2	
Memory Stick PRO-HG Duo™ *1 *2	
Memory Stick Micro™ (M2™) *1 *2 *3	

*1 Compatible with MagicGate™

*2 Compatible with high-speed data transfer over a parallel interface.

*3 To use Memory Stick Micro™ media, you must first insert it into an M2 Duo-size adaptor. If the Memory Stick Micro™ is inserted directly into the system, it may not be able to be ejected.

Hints

- The standard-size Memory Stick™ cannot be used with the system.
- Performance of all Memory Stick™ media is not guaranteed.
- If a Memory Stick Duo™ is formatted in a device other than the PSP® system, such as a PC, it is possible that the system will not recognise it. If this happens, go to  (System Settings) ➔ "Format Memory Stick™" and re-format the Memory Stick Duo™.

UMD™

UMD™ contain a region code that is assigned to each sales region. This system can play UMD™ marked with either region code "ALL", "4" (PSP-2002 only) or "2" (PSP-2003 only).



(PSP-2002 only)



(PSP-2003 only)

Memory Stick™

Parallel data transfer (high-speed data transfer)

Parallel data transfer is a high-speed data transfer technology that allows multiple data input/output connectors on the Memory Stick™ to be used at the same time (parallel interface). The PSP® system supports 4-bit parallel data transfer. However, the time required for reading/writing differs according to the media in use.

File size limitation

The specification of the file system used on Memory Stick™ media limits the size of files that can be recorded or played to less than 4 GB per file.

MagicGate

MAGICGATE™ is a term of copyright-protection technology developed by Sony Corporation.

Troubleshooting

Before requesting service

Go through this section if you experience difficulty in operating the PSP® system. Should any problem persist, contact the appropriate PSP® customer service helpline which can be found within every PSP® format software manual.

Power, battery and charging issues

The power does not turn on.

- ➔ The battery charge may have run out. Charge the battery.
- ➔ Check that the Battery Pack is properly inserted.

The battery does not charge, or does not fully recharge.

- ➔ When using the AC adaptor, check that the AC Adaptor and the AC Power Cord are properly inserted in the system and the electrical outlet.
- ➔ When using the USB cable, check that the USB cable is fully inserted into the system and the USB device and that the USB device is turned on.
- ➔ The battery may not charge efficiently or charging may take longer depending on the usage conditions or environmental factors during charging. For details, see "About the battery" (••▶ page 10).
- ➔ Check that the system connectors (such as the USB connector) and the AC adaptor or USB cable connectors are clean. If not, wipe the connector with a soft, dry cloth.
- ➔ When using the AC adaptor, check that the correct AC Adaptor for this product is being used.



- ➔ Using the USB cable, the system may not be able to be charged when connected to some USB devices.
For details, see "About the battery" (••▶ page 10).

The battery charge doesn't last long.

- ➔ The charge may run out sooner depending on the storage method, usage conditions or environment factors. For details, see "About the battery" (••▶ page 10).

Screen

The screen suddenly turns dark.

- ➔ If "Backlight Auto-Off" under  (Power Save Settings) has been set, the LCD screen's backlight will automatically turn off if the system is left inactive for the set amount of time.
- ➔ If "Auto Sleep" under  (Power Save Settings) has been set, the system will automatically enter sleep mode if left inactive for the set amount of time.


The screen is dark and hard to see.

- ➔ Use the display button on the system front to adjust the brightness.

Black or continuously lit pixels on the screen do not disappear.

- ➔ LCD screens are made with highly precise technology, but in some cases, black (dark) pixels or continuously lit pixels may appear on the screen. This is not a system malfunction. For details, see "Precautions" (••▶ page 6).


The colour of the screen does not look right.

- ➔ If "Theme" under  (Theme Settings) is set to "Original", the background colour will automatically change at the beginning of each month.

Video cannot be output to the TV.

- ➔ Check that the video output cable is fully inserted into the system and the TV.
- ➔ Video from games can be output only when the TV is in use and the cable connecting it supports progressive mode screen display. Also, video may not be able to be output to the TV for some functions other than games.
- ➔ Some TVs may not be able to output video from the PSP® system.
- ➔ The PSP® system outputs in the NTSC video format. If a display is used which does not support the NTSC video format, no picture will be displayed. Check with the TV manufacturer for details.

When the PSP® system is connected to a TV, the screen suddenly goes dark.


- ➔ If "Screensaver" under  (Connected Display Settings) has been set, the screensaver is automatically activated if no operations are performed for a certain period of time.

Sound

There is no sound.

- ➔ Check that the volume is not set to zero. Try raising the volume.
- ➔ Check that the mute setting is not on. Press the sound button on the system front to clear the mute setting.
- ➔ When headphones or a video output cable is connected, no sound is output from the PSP® system speakers.

The volume does not turn up.

- ➔ If "AVLS" under  (Sound Settings) is set to "On", the maximum volume level is restricted.
- ➔ The ear friendly Headphones supplied with PSP-1003 are specifically designed to limit sound pressure level to a maximum of 90dB.
- ➔ When a video output cable is connected, the volume cannot be changed using the PSP® system's volume + button / volume - button. Adjust the volume on the connected device.

No sound comes out from the headphones or noise is emitted.

- ➔ Check that the headphones are fully inserted.

UMD™

The system does not recognise the UMD™.

- ➔ Slide the POWER/HOLD switch up and hold it for at least three seconds until the POWER indicator turns off. Power will be completely cut off. After that, turn the system back on.

Upon starting a UMD™, a message recommending an update is displayed.


- ➔ Update the system software. For details on updates, refer to the Quick Reference booklet supplied with the system.

Memory Stick Duo™

The Memory Stick Duo™ cannot be inserted.

- ➔ Set the Memory Stick Duo™ in the proper direction when inserting.
- ➔ Check that media of a type that can be used with the PSP® system is inserted. For details, see "Compatible media" (••▶ page 12).

The system does not recognise the Memory Stick Duo™.

- ➔ If Memory Stick Duo™ media is formatted using a PC, it may not be recognised by the PSP® system. If this happens, copy any data you want to keep on the PC, and then go to  (System Settings)
 - ➔ "Format Memory Stick™" and re-format.
- ➔ Check that the Memory Stick Duo™ is properly inserted. Try taking out the Memory Stick Duo™ and reinserting it.

The system can't save or load data.

- ➔ There may be a problem with the Memory Stick Duo™. Try using another Memory Stick Duo™, if available.

Video

Videos do not play.

- ➔ Some types of data may not be able to be played.

The system does not recognise a video data item.


- ➔ Video data of types that are not compatible with the system will not be recognised.
- ➔ If the file or folder name on the Memory Stick Duo™ is changed, or if the file or folder is moved to another location using a PC, the system may not recognise it.

Music

Music does not play.

- ➔ The playback methods may be limited for some music data that is distributed through the Internet. In such cases, the data may not be able to be played on the PSP® system.

The system does not recognise music data.

- ➔ Check that the music data is saved in the correct folder on the Memory Stick Duo™. For details, refer to the User's Guide (••▶ page 5).
- ➔ Music data of types that are not compatible with the system will not be recognised.
- ➔ To play WMA format data, you must first activate "Enable WMA Playback" under  (System Settings).

Photo

Images do not display.




- ➔ Depending on the image data size, certain images are not viewable.
- ➔ If images are edited using a PC, they may not be viewable.

The system does not recognise the image data.

- ➔ Check that the data is saved in the correct folder on the Memory Stick Duo™. For details, refer to the User's Guide (••▶ page 5).
- ➔ If the file or folder name on the Memory Stick Duo™ is changed, or if the file or folder is moved to another location using a PC, the system may not recognise it.
- ➔ Images that are not compatible with the PSP® system will not be recognised.

Network

A connection to the network cannot be established.

- ➔ Check that the WLAN switch on the top of the system is turned on.
- ➔ If "WLAN Power Save" under  (Power Save Settings) is set to "On", you may not be able to transmit data correctly.
- ➔ There may be too much distance between the system and the access point or, when in ad hoc mode, the system and the other player.
- ➔ Check that the network settings are correct. Refer to the instructions supplied with the network equipment and by your Internet service provider to make the correct network settings.
- ➔ Depending on the access point setting, you may need to enter the system's MAC address. You can check the MAC address under  (System Settings) ➔ "System Information".
- ➔ When communicating with another system in ad hoc mode, both systems must be set to the same channel. You can check the currently set channel under  (Network Settings) ➔ "Ad Hoc Mode".
- ➔ If a device that causes radio interference such as a microwave oven is nearby, system communications may not work properly.

The Web page won't display properly.

- ➔ Some Web pages may not display properly.

Other issues

The system or AC Adaptor is warm.

- ➔ During use, the system or AC Adaptor may become warm. This is not a malfunction.
- ➔ When the communication function is being used, the system may become warmer than during normal use. This is not a malfunction.

The system is turned on, but does not operate.

- ➔ Check that the system is not in hold mode. If it is, slide the POWER/HOLD switch up to clear hold mode.




The system does not function properly.

- ➔ Static electricity and other similar occurrences may affect the system's operation. After unplugging the AC power cord from the electrical outlet and disconnecting any other cables, remove the Battery Pack and AC adaptor, wait for about 30 seconds and then restart the system.
- ➔ Slide the POWER/HOLD switch up and hold it for at least three seconds until the POWER indicator turns off. The system will be completely turned off. Then turn on the system again.

The date and time are reset.

- ➔ If the battery is not recharged and runs out, or if the Battery Pack is replaced, the system date and time settings may be reset. Follow the on-screen instructions to set the time and date.


The PSP® system is not recognised by the PC when connected using a USB cable.

- ➔ Is Memory Stick Duo™ media inserted in the PSP® system?
- ➔ Check that an operating system that supports USB mass storage class is installed in the personal computer in use.
- ➔ When using a USB hub or other devices, depending on the operating environment of the PC, the Memory Stick Duo™ inserted in the system may not be recognised by the PC. Try connecting the system directly to the PC using a USB cable.
- ➔ If "USB Charge" under  (System Settings) is set to "On", the device may not be recognised.
- ➔ When a USB cable is used, select  (USB Connection) under  (Settings) after connecting the PSP® system to the PC.

The connected USB device is not recognized by the PSP® system.

- ➔ Check that the USB connector on the top of the system is clean. Try wiping it with a soft, dry cloth.

You forgot your password.

- ➔ If you restore default settings under  (System Settings) ➔ "Restore Default Settings", the system password will be reset to "0000". For details, refer to the User's Guide (**▶ page 5). Note that if you restore default settings, settings you have adjusted for options other than the system password will also be cleared. Once cleared, these custom settings cannot be restored by the system.

The analog stick does not function properly.

- ➔ At a scene where the symptoms appear, move the analog stick in a circular motion. This will help you determine the optimum operating range.

The PSP® system cannot communicate with another PSP® system in ad hoc mode and communication is disconnected.

- ➔ If "UMD™ Cache" under  (System Settings) is set to "On", you may not be able to communicate properly.

GUARANTEE

GUARANTEE

Thank you for buying this Product. The term "Product" means the PSP® system. This Guarantee does not cover any software whether or not packaged with the Product. The system software pre-installed on the PSP® system is licensed to you, not sold, and is for use only as part of the PSP® system. The terms of such system software licence are at <http://www.scei.co.jp/psp-eula>.

Sony Computer Entertainment Europe Ltd ("SCEE") guarantees that this Product is free from defects in material and workmanship that result in Product failure during normal usage in accordance with the terms set out in below and will, for a period of 1 (one) year from the date of original purchase, repair or (at SCEE's option) replace any component part of this Product, free of charge, where it is faulty due to defective materials or workmanship. Replacement will be with a new or refurbished component or unit, at SCEE's option, which is guaranteed for the remainder of the original Guarantee Period.

The benefits conferred by this Guarantee are in addition to the statutory rights and remedies the consumer has in the UK and Eire in respect of this Product and this Guarantee does not affect such rights and remedies in any way. The benefits conferred by this Guarantee are also in addition to other rights and remedies which the consumer has in law in Australia and New Zealand in respect of this Product, including rights and remedies available under the Trade Practices Act 1974 and State and Territory legislation in Australia and the Fair trading Act 1986 in New Zealand and this Guarantee does not affect such rights and remedies in any way.

This Guarantee is given to you by Sony Computer Entertainment Europe Ltd of 10 Great Marlborough Street, W1F 7LP, United Kingdom.

IMPORTANT

1. If you need to claim under this Guarantee, please call your local Customer Service helpline (listed in the PSP® current software manual) for return instructions and other guidance.
2. This Guarantee is only valid:
 - i. in the United Kingdom, Eire, Australia and New Zealand; and
 - ii. when the original sales receipt or invoice or other proof of purchase (indicating the date of purchase and retailer's name) is presented together with the faulty Product (and has not been altered or defaced since the date of original purchase); and
 - iii. when the Guarantee seal and the serial number on the Product have not been damaged, altered or removed.
3. To avoid damage to or loss/erasure of removable data storage media or peripherals, you must remove these before submitting the Product for guarantee service.
4. Repair or replacement may involve installation of software or firmware updates for the Product.
5. You may not claim under this Guarantee when the Product is damaged as a result of:
 - i. commercial use, accident, fair wear and tear, negligence, abuse, or misuse (including, without limitation, failure to use this Product for its normal purpose and/or in accordance with instructions on proper use and maintenance, or installation or use in a manner inconsistent with applicable local technical or safety standards);
 - ii. use in conjunction with any unauthorised peripheral (including, without limitation, game enhancement devices, adaptors and power supply devices);

- iii. any adaptation or adjustment to, or alteration of, the Product carried out for any reason, and whether properly carried out or not;
 - iv. maintenance or repairs carried out other than by a SCEE authorised service facility; or
 - v. use in conjunction with unauthorised software, virus infection, or fire, flood or other natural calamity.
6. You may not claim under this guarantee where you are in material breach of your system software licence (see <http://www.scei.co.jp/psp-eula>).
 7. To the extent permitted by applicable law, this Guarantee will be your sole and exclusive remedy in relation to defects in this Product and all other guarantees, warranties, terms and conditions, express or implied by statute or otherwise, in respect of this Product are excluded and neither SCEE nor any other Sony entity, or their suppliers or authorised service facilities, will be liable for any special, incidental, indirect or consequential loss or damage.

If this Product needs any repair which is not covered by this Guarantee, please call your local Customer Service helpline for advice. If your home country is not one of those listed, please contact your retailer.

Additional information

Specifications

Design and specifications are subject to change without notice.

PSP® (PlayStation®Portable) system

LCD screen	4.3 inches (16:9) full-transparent type, TFT drive Approximately 16,770,000 colours displayed
Sound	Stereo speakers
Internal disc drive	Read-only UMD™ drive
Interface	DC IN 5V connector Video out/headset connector Hi-Speed USB DC OUT connector Memory Stick Duo™ slot Wireless LAN (IEEE 802.11b)
Power source	AC Adaptor: DC 5.0 V Rechargeable Battery Pack: Lithium-Ion rechargeable Battery Pack
Maximum power consumption	Approx. 6 W (when charging)
External dimensions	Approx. 169.4 × 18.6 × 71.4 mm (width × height × depth) (excludes largest projection)
Weight	Approx. 189 g (including Battery Pack)

Operating environment temperature		5°C - 35°C
Compatible codecs	UMD™	Video: H.264/MPEG-4 AVC Main Profile Level 3 Music: H.264/MPEG-4 AVC Main Profile Level 3, Linear PCM, ATRAC3plus™
	Memory Stick™	For details, refer to the User's Guide (**▶ page 5).

UMD™ laser

Wave length	655 - 665 nm
Power	Max. 0.28 mW
Type	Semiconductor, continuous

Wireless LAN

Standard	IEEE 802.11b
Modulation format	DS-SS (IEEE 802.11b compliant)

AC Adaptor

Input	AC 100-240 V, 50/60 Hz
Output	DC 5 V, Max. 2000 mA
External dimensions	Approx. 46 × 22 × 76 mm (width × height × depth) (excludes largest projection)
Weight	Approx. 100g (PSP-2002) Approx. 250g (PSP-2003)

Battery Pack

Battery type	Lithium-ion rechargeable battery
Voltage	DC 3.6 V
Capacity	1200 mAh

Software

Software developed by the NetBSD Foundation, Inc. and its contributors is used for the communication functions of this product. For more information, see <http://www.scei.co.jp/psp-license/pspnet.txt>

This product adopts S3TC texture compression technology under licence from S3 Graphics, Co., Ltd.

This product includes RSA BSAFE® Cryptographic software from RSA Security Inc. RSA, BSAFE are either registered trademarks or trademarks of RSA Security Inc. in the United States and/or other countries. RSA Security Inc. All rights reserved.

U.S. and foreign patents licenced from Dolby Laboratories.

MPEG Layer-3 audio coding technology and patents licenced from Fraunhofer IIS and Thomson.

This product contains **NetFront™** Internet browser software of ACCESS Co., Ltd.

Copyright © 1996-2007 ACCESS Co., Ltd.

NetFront™ is a trademark or registered trademark of ACCESS Co., Ltd. in Japan and other countries.

This product incorporates copyright protection technology that is protected by method claims of certain U.S. patents and other intellectual property rights owned by Macrovision Corporation and other rights owners. Use of this copyright protection technology must be authorized by Macrovision Corporation, and is intended for home and other limited viewing uses only unless otherwise authorized by

Macrovision Corporation. Reverse engineering or disassembly is prohibited.

This product is protected by certain intellectual property rights of Microsoft Corporation. Use or distribution of such technology outside of this product is prohibited without a licence from Microsoft or an authorised Microsoft subsidiary.

The PSP® system's RSS Channel feature uses RSS (Really Simple Syndication) 2.0 technology. For details on RSS 2.0, visit <http://blogs.law.harvard.edu/tech/rss>

Contains Macromedia® Flash® Player technology by Adobe Copyright © 1995-2007 Adobe Systems Incorporated. All rights reserved. Flash, Macromedia, and Macromedia Flash are either trademarks or registered trademarks of Adobe Systems Incorporated in the United States and/or other countries.

Portions of the PSP® system software require the following notices (these statements do not affect the limited warranty offered on the PSP® system or UMD™ software):

This software is based in part on the work of the Independent JPEG Group.

Copyright © 1988-1997 Sam Leffler
Copyright © 1991-1997 Silicon Graphics, Inc.


















Permission to use, copy, modify, distribute, and sell this software and its documentation for any purpose is hereby granted without fee, provided that (i) the above copyright notices and this permission notice appear in all copies of the software and related documentation, and (ii) the names of Sam Leffler and Silicon Graphics may not be used in any advertising or publicity relating


to the software without the specific, prior written permission of Sam Leffler and Silicon Graphics.



THE SOFTWARE IS PROVIDED "AS-IS" AND WITHOUT WARRANTY OF ANY KIND, EXPRESS, IMPLIED OR OTHERWISE, INCLUDING WITHOUT LIMITATION, ANY WARRANTY OF MERCHANTABILITY OR FITNESS FOR A PARTICULAR PURPOSE.

IN NO EVENT SHALL SAM LEFFLER OR SILICON GRAPHICS BE LIABLE FOR ANY SPECIAL, INCIDENTAL, INDIRECT OR CONSEQUENTIAL DAMAGES OF ANY KIND, OR ANY DAMAGES WHATSOEVER RESULTING FROM LOSS OF USE, DATA OR PROFITS, WHETHER OR NOT ADVISED OF THE POSSIBILITY OF DAMAGE, AND ON ANY THEORY OF LIABILITY, ARISING OUT OF OR IN CONNECTION WITH THE USE OR PERFORMANCE OF THIS SOFTWARE.

Trademarks

"", "PlayStation", "", and "", "", "", "", "", "", "", "", "", "", "", "", "", "", "", "UMD" is a trademark of Sony Computer Entertainment Inc.

"" and "XMB" are trademarks of Sony Corporation and Sony Computer Entertainment Inc.

"SONY" and "" are registered trademarks of Sony Corporation. Also, "Memory Stick Duo", "Memory Stick PRO Duo", "Memory Stick PRO-HG Duo", "Memory Stick Micro", "M2", "Memory Stick", "", "MagicGate", and "ATRAC" are trademarks of the same company.

ATOK is a registered trademark of JUSTSYSTEM CORP. in Japan and other countries.



Windows and Windows Media are either registered trademarks or trademarks of Microsoft Corporation in the United States and/or other countries.

Mac OS is a trademark of Apple, Inc.

All other trademarks are the properties of their respective owners.

About national export control

This product may fall within the scope of national export control legislation. You must comply fully with the requirements of such legislation and of all other applicable laws of any jurisdiction in relation to this product.

Notice about U.S. Export Administration Regulations

This product contains software that is subject to certain restrictions under the U.S. Export Administration Regulations, and may not be exported or re-exported to U.S. embargoed destinations. In addition this product may not be exported or re-exported to persons and entities prohibited by the U.S. Export Administration Regulations.



* 1 - 3 2 1 8 7 4 8 2 1 4 *

SONY



COMPUTER
ENTERTAINMENT ®

www.playstation.com