

BlackBerry Bridge

Version: 3.3



# User Guide



# Contents

BlackBerry Bridge.....	4
BlackBerry Bridge features.....	4
Connect to your tablet using BlackBerry Bridge.....	4
Open an item on your tablet's screen.....	5
Use your smartphone as a remote control.....	5
Present slideshows using BlackBerry Bridge.....	6
How do I play music using BlackBerry Bridge?.....	6
Troubleshooting: BlackBerry Bridge.....	6
Legal notice.....	8

# BlackBerry Bridge

Connect your BlackBerry 10 smartphone to a BlackBerry PlayBook tablet to view or share items on your tablet's larger screen, use your smartphone as a remote control, and more.

## BlackBerry Bridge features

You can use BlackBerry Bridge to connect your BlackBerry 10 smartphone to a BlackBerry PlayBook tablet running the latest version of BlackBerry PlayBook OS 2.1. When paired, your devices are connected using an AES-256 encrypted Bluetooth connection.

With BlackBerry Bridge, you can:

- Chat with your BBM and text messaging contacts from your tablet
- See incoming call notifications on your tablet
- Use your smartphone as a remote control for your tablet
- Open websites, files, and media on your tablet's larger screen
- Share your smartphone's Internet connection with your tablet
- View, edit, and attach files that are saved on your smartphone or media card
- Access your organization's intranet on your tablet using the Bridge Browser app


## Using BlackBerry Bridge in your organization



To help protect your organization's data, your administrator might prevent you from using certain BlackBerry Bridge features. For example:

- To unlock BlackBerry Bridge on your BlackBerry PlayBook tablet, you might need to enter your BlackBerry Balance password if it's different from your BlackBerry smartphone password.
- You might not be able to copy, paste, or save files from a work space into a personal space.
- The Bridge Browser app might not appear on your tablet.

For more information about your work space and personal space, search the Help app.

## Connect to your tablet using BlackBerry Bridge

1. On a BlackBerry PlayBook tablet running the latest version of BlackBerry PlayBook OS 2.1, on the status bar, tap  > **BlackBerry Bridge**.
2. Tap **Setup** > **Next** > **Continue**.

3. On your BlackBerry smartphone, in the BlackBerry Bridge app, tap **Turn on Bluetooth** and change the **BlackBerry Bridge** switch to **On** if necessary.
4. To pair a tablet for the first time, tap  > . Point your smartphone camera at the barcode on your tablet to scan it.

**Tip:** Your paired devices automatically connect to each other using BlackBerry Bridge when they are in range.


## Disconnect from a tablet

For the paired BlackBerry PlayBook tablet, change the **Connect to this Device** switch to **Off**.

## Open an item on your tablet's screen


While your BlackBerry devices are connected using BlackBerry Bridge, you can view a picture, website, or slideshow that's on your BlackBerry smartphone on your BlackBerry PlayBook tablet's larger screen, without having to manually transfer the item first.

BlackBerry Bridge automatically opens so that you can use your smartphone as a remote control for your tablet.

1. Touch and hold a picture or file on your smartphone.
2. Tap  > **Open on <PlayBook Name>**.

## Use your smartphone as a remote control

You can use your BlackBerry smartphone as a wireless mouse and keyboard for your BlackBerry PlayBook tablet while your devices are connected using BlackBerry Bridge.

On your smartphone, in the BlackBerry Bridge app, tap .

## Navigate

With your BlackBerry smartphone in hand, do any of the following:



- To use swiping gestures that you normally use on your BlackBerry PlayBook tablet, such as swiping up to minimize an application, swipe one finger across the virtual frame.
- To move the cursor, use one finger inside of the virtual frame.
- To access certain screens on the home screen, such as the settings screen, or to scroll from side to side, use one finger to move the cursor until the pointer changes shape on your tablet, and tap the screen.

## Scroll

To scroll up or down in a document, on a website, or in a list of items on your BlackBerry PlayBook tablet, using two fingers, slide your fingers up or down on your BlackBerry smartphone's screen.

## Present slideshows using BlackBerry Bridge

You can use your BlackBerry smartphone to move between slides on your BlackBerry PlayBook tablet or a tablet connected to an HDMI display, such as a TV, projector, or computer monitor.

1. On your smartphone, open the BlackBerry Bridge app.
2. Tap  > .
3. Tap the arrow to move to the next slide.


## How do I play music using BlackBerry Bridge?

When you open items on your BlackBerry PlayBook tablet's screen using BlackBerry Bridge, you can only play one song at a time. If you want to play multiple files in a row, such as an album, consider transferring music to your tablet.

## Troubleshooting: BlackBerry Bridge

### I can't connect devices using BlackBerry Bridge

If you're having trouble connecting to a paired device, try any of the following:

- Make sure that your BlackBerry PlayBook tablet is running the latest version of BlackBerry PlayBook OS 2.1 by tapping  > **Software Updates** > **Check for Updates**.
- Make sure that Bluetooth and BlackBerry Bridge are turned on and that your devices are within range.
- If you don't see your paired device in BlackBerry Bridge, you might need to pair the devices using BlackBerry Bridge.
- You can try deleting the paired device from BlackBerry Bridge and pairing again.

Your organization might prevent you from using BlackBerry Bridge or Bluetooth technology.

# I can't unlock BlackBerry Bridge

Many passwords are case sensitive. Verify that each character you type is correctly entered in uppercase or lowercase.

If you're having trouble unlocking BlackBerry Bridge using the Remote Control mode, you might need to enter your BlackBerry Balance password instead of your BlackBerry smartphone password.

# Legal notice

©2014 BlackBerry. All rights reserved. BlackBerry® and related trademarks, names, and logos are the property of BlackBerry Limited and are registered and/or used in the U.S. and countries around the world.

Bluetooth is a trademark of Bluetooth SIG. HDMI is a trademark of HDMI Licensing, LLC. All other trademarks are the property of their respective owners.

This documentation including all documentation incorporated by reference herein such as documentation provided or made available at [www.blackberry.com/go/docs](http://www.blackberry.com/go/docs) is provided or made accessible "AS IS" and "AS AVAILABLE" and without condition, endorsement, guarantee, representation, or warranty of any kind by BlackBerry Limited and its affiliated companies ("BlackBerry") and BlackBerry assumes no responsibility for any typographical, technical, or other inaccuracies, errors, or omissions in this documentation. In order to protect BlackBerry proprietary and confidential information and/or trade secrets, this documentation may describe some aspects of BlackBerry technology in generalized terms. BlackBerry reserves the right to periodically change information that is contained in this documentation; however, BlackBerry makes no commitment to provide any such changes, updates, enhancements, or other additions to this documentation to you in a timely manner or at all.

This documentation might contain references to third-party sources of information, hardware or software, products or services including components and content such as content protected by copyright and/or third-party websites (collectively the "Third Party Products and Services"). BlackBerry does not control, and is not responsible for, any Third Party Products and Services including, without limitation the content, accuracy, copyright compliance, compatibility, performance, trustworthiness, legality, decency, links, or any other aspect of Third Party Products and Services. The inclusion of a reference to Third Party Products and Services in this documentation does not imply endorsement by BlackBerry of the Third Party Products and Services or the third party in any way.

EXCEPT TO THE EXTENT SPECIFICALLY PROHIBITED BY APPLICABLE LAW IN YOUR JURISDICTION, ALL CONDITIONS, ENDORSEMENTS, GUARANTEES, REPRESENTATIONS, OR WARRANTIES OF ANY KIND, EXPRESS OR IMPLIED, INCLUDING WITHOUT LIMITATION, ANY CONDITIONS, ENDORSEMENTS, GUARANTEES, REPRESENTATIONS OR WARRANTIES OF DURABILITY, FITNESS FOR A PARTICULAR PURPOSE OR USE, MERCHANTABILITY, MERCHANTABILITY QUALITY, NON-INFRINGEMENT, SATISFACTORY QUALITY, OR TITLE, OR ARISING FROM A STATUTE OR CUSTOM OR A COURSE OF DEALING OR USAGE OF TRADE, OR RELATED TO THE DOCUMENTATION OR ITS USE, OR PERFORMANCE OR NON-PERFORMANCE OF ANY SOFTWARE, HARDWARE, SERVICE, OR ANY THIRD PARTY PRODUCTS AND SERVICES REFERENCED HEREIN, ARE HEREBY EXCLUDED. YOU MAY ALSO HAVE OTHER RIGHTS THAT VARY BY STATE OR PROVINCE. SOME JURISDICTIONS MAY NOT ALLOW THE EXCLUSION OR LIMITATION OF IMPLIED WARRANTIES AND CONDITIONS. TO THE EXTENT PERMITTED BY LAW, ANY IMPLIED WARRANTIES OR CONDITIONS RELATING TO THE DOCUMENTATION TO THE EXTENT THEY CANNOT BE EXCLUDED AS SET OUT ABOVE, BUT CAN BE LIMITED, ARE HEREBY LIMITED TO NINETY (90) DAYS FROM THE DATE YOU FIRST ACQUIRED THE DOCUMENTATION OR THE ITEM THAT IS THE SUBJECT OF THE CLAIM.

TO THE MAXIMUM EXTENT PERMITTED BY APPLICABLE LAW IN YOUR JURISDICTION, IN NO EVENT SHALL BLACKBERRY BE LIABLE FOR ANY TYPE OF DAMAGES RELATED TO THIS DOCUMENTATION OR ITS USE, OR PERFORMANCE OR NON-PERFORMANCE OF ANY SOFTWARE, HARDWARE, SERVICE, OR ANY THIRD PARTY PRODUCTS AND SERVICES REFERENCED HEREIN INCLUDING WITHOUT LIMITATION ANY OF THE FOLLOWING DAMAGES: DIRECT, CONSEQUENTIAL, EXEMPLARY, INCIDENTAL, INDIRECT, SPECIAL, PUNITIVE, OR AGGRAVATED DAMAGES, DAMAGES FOR LOSS OF PROFITS OR REVENUES, FAILURE TO REALIZE ANY EXPECTED SAVINGS, BUSINESS INTERRUPTION, LOSS OF BUSINESS INFORMATION, LOSS OF BUSINESS OPPORTUNITY, OR CORRUPTION



OR LOSS OF DATA, FAILURES TO TRANSMIT OR RECEIVE ANY DATA, PROBLEMS ASSOCIATED WITH ANY APPLICATIONS USED IN CONJUNCTION WITH BLACKBERRY PRODUCTS OR SERVICES, DOWNTIME COSTS, LOSS OF THE USE OF BLACKBERRY PRODUCTS OR SERVICES OR ANY PORTION THEREOF OR OF ANY AIRTIME SERVICES, COST OF SUBSTITUTE GOODS, COSTS OF COVER, FACILITIES OR SERVICES, COST OF CAPITAL, OR OTHER SIMILAR PECUNIARY LOSSES, WHETHER OR NOT SUCH DAMAGES WERE FORESEEN OR UNFORESEEN, AND EVEN IF BLACKBERRY HAS BEEN ADVISED OF THE POSSIBILITY OF SUCH DAMAGES.

TO THE MAXIMUM EXTENT PERMITTED BY APPLICABLE LAW IN YOUR JURISDICTION, BLACKBERRY SHALL HAVE NO OTHER OBLIGATION, DUTY, OR LIABILITY WHATSOEVER IN CONTRACT, TORT, OR OTHERWISE TO YOU INCLUDING ANY LIABILITY FOR NEGLIGENCE OR STRICT LIABILITY.

THE LIMITATIONS, EXCLUSIONS, AND DISCLAIMERS HEREIN SHALL APPLY: (A) IRRESPECTIVE OF THE NATURE OF THE CAUSE OF ACTION, DEMAND, OR ACTION BY YOU INCLUDING BUT NOT LIMITED TO BREACH OF CONTRACT, NEGLIGENCE, TORT, STRICT LIABILITY OR ANY OTHER LEGAL THEORY AND SHALL SURVIVE A FUNDAMENTAL BREACH OR BREACHES OR THE FAILURE OF THE ESSENTIAL PURPOSE OF THIS AGREEMENT OR OF ANY REMEDY CONTAINED HEREIN; AND (B) TO BLACKBERRY AND ITS AFFILIATED COMPANIES, THEIR SUCCESSORS, ASSIGNS, AGENTS, SUPPLIERS (INCLUDING AIRTIME SERVICE PROVIDERS), AUTHORIZED BLACKBERRY DISTRIBUTORS (ALSO INCLUDING AIRTIME SERVICE PROVIDERS) AND THEIR RESPECTIVE DIRECTORS, EMPLOYEES, AND INDEPENDENT CONTRACTORS.

IN ADDITION TO THE LIMITATIONS AND EXCLUSIONS SET OUT ABOVE, IN NO EVENT SHALL ANY DIRECTOR, EMPLOYEE, AGENT, DISTRIBUTOR, SUPPLIER, INDEPENDENT CONTRACTOR OF BLACKBERRY OR ANY AFFILIATES OF BLACKBERRY HAVE ANY LIABILITY ARISING FROM OR RELATED TO THE DOCUMENTATION.

Prior to subscribing for, installing, or using any Third Party Products and Services, it is your responsibility to ensure that your airtime service provider has agreed to support all of their features. Some airtime service providers might not offer Internet browsing functionality with a subscription to the BlackBerry® Internet Service. Check with your service provider for availability, roaming arrangements, service plans and features. Installation or use of Third Party Products and Services with BlackBerry's products and services may require one or more patent, trademark, copyright, or other licenses in order to avoid infringement or violation of third party rights. You are solely responsible for determining whether to use Third Party Products and Services and if any third party licenses are required to do so. If required you are responsible for acquiring them. You should not install or use Third Party Products and Services until all necessary licenses have been acquired. Any Third Party Products and Services that are provided with BlackBerry's products and services are provided as a convenience to you and are provided "AS IS" with no express or implied conditions, endorsements, guarantees, representations, or warranties of any kind by BlackBerry and BlackBerry assumes no liability whatsoever, in relation thereto. Your use of Third Party Products and Services shall be governed by and subject to you agreeing to the terms of separate licenses and other agreements applicable thereto with third parties, except to the extent expressly covered by a license or other agreement with BlackBerry.

Certain features outlined in this documentation require a minimum version of BlackBerry Enterprise Server, BlackBerry Desktop Software, and/or BlackBerry Device Software.

The terms of use of any BlackBerry product or service are set out in a separate license or other agreement with BlackBerry applicable thereto. NOTHING IN THIS DOCUMENTATION IS INTENDED TO SUPERSEDE ANY EXPRESS WRITTEN AGREEMENTS OR WARRANTIES PROVIDED BY BLACKBERRY FOR PORTIONS OF ANY BLACKBERRY PRODUCT OR SERVICE OTHER THAN THIS DOCUMENTATION.

BlackBerry Limited  
2200 University Avenue East  
Waterloo, Ontario  
Canada N2K 0A7

BlackBerry UK Limited  
200 Bath Road  
Slough, Berkshire SL1 3XE  
United Kingdom

Published in Canada