

DESCRIPTION

233 "Schoolhouse" and "Sphere" feature classic glass globes and are available in two sizes.

Catalog #		Type
Project		
Comments		Date
Prepared by		

SPECIFICATION FEATURES

Material

Painted or chrome plated cold rolled steel or solid brass canopy with a white opal glass globe.

Finish

Standard: Matte White (MW).
Premium: Satin Brass (SB), Polished Brass (PB), Polished Chrome (PC), Polished Copper (PCP), Satin Chrome (SC), Satin Copper (SCP), Oxidized Brass (OBRS), Satin Nickel (SN), Polished Nickel (PN), Lacquered Satin Nickel (SNL), Lacquered Satin Chrome (SCL), or Custom Color (CC).

Optics

Refer to
www.shaperlighting.com for complete photometrics.

Ballast

Integral electronic HPF, multi-volt 120/277V (347V Canada), thermally protected with end-of-life circuitry to accommodate the specified lamp wattage.

Lamp/Socket

12": One (1) or two (2) 26W or 32W (GX24q-3) 4-pin triple CFL lamps or one (1) 100W A-19 lamp.

14": One (1) or two (2) 26W, 32W (GX24q-3) or 42W (GX24q-4) 4-pin triple CFL lamps or one (1) 100W A-19 lamp. CFL socket injection molded plastic. INC socket fired ceramic rated for 660W-250V. Lamps furnished by others.

Installation

Supplied with a universal circular strap for a standard 4" J-box or plaster ring.

Options

CFL Dimming Ballast - Contact the factory for ballast options (DM), 16" High Impact Polyethylene Schoolhouse Globe (PS), Acrylic Sphere (AG), Remote Emergency Battery - Supplied by others (REM), Damp Location (DL): All Painted Finishes, Lacquered Satin Nickel


(SNL) and Lacquered Satin Chrome (SCL) finishes only. Energy Star Rating - Contact Factory. MRI Applications (INC only) - Contact Factory.

Labels

U.L. and C.U.L. approved for indoor and damp location. See options for damp location finishing requirements.

Modifications

Shaper's skilled craftspeople with their depth of experience offer the designer the flexibility to modify standard surface luminaires for project specific solutions. Contact the factory regarding scale options, unique finishes, mounting, additional materials/colors, or decorative detailing.



233 SERIES

Surface Luminaires
"Schoolhouse" and
"Sphere"



ORDERING INFORMATION

Sample Number: 233-SH-12-INC/1/100-120V-SNL

Series	Size	Lamp	Voltage	Finish	Options
233-SP = Sphere Globe Surface Luminaire	12" 14"	CFL/1 (26/32W-Triple) CFL/1/42 ¹ CFL/2 (26/32W-Triple) CFL/2/42 ¹ INC/1/100	120V 277V ² 347V ²	<u>Standard</u> MW=Matte White <u>Premium</u> CC=Custom Color PB=Polished Brass PC=Polished Chrome PCP=Polished Copper PN=Polished Nickel OBRS=Oxidized Brass SB=Satin Brass SC=Satin Chrome SCP=Satin Copper SN=Satin Nickel SCL=Lacquered Satin Chrome SNL=Lacquered Satin Nickel	AG=Acrylic Sphere PS=High Impact Polyethylene Schoolhouse Globe DL=Damp Location ⁵ DM=CFL Dimming Ballast ³ REM=Remote Emergency Battery ⁴
233-SH = Schoolhouse Globe Surface Luminaire					

Notes:

- Available in 18".
- Available with CFL only.
- Consult the factory for available options.
- Supplied by others.
- Interior applications only.



Shaper now offers a wide variety of fixtures that can be provided with an Energy Star Rating.



MAGNETIC
RESONANCE
IMAGING (MRI)

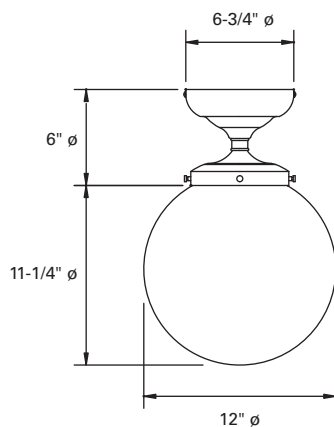
Lighting fixtures for MRI facilities are specialized and unique, requiring non-ferrous construction. Fluorescent fixtures cannot be used due to the ferrous parts in ballasts and lampholders. Modified incandescent fixtures meet the requirements.



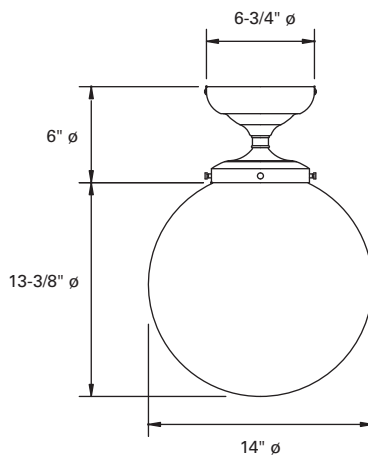
QUICK
SHIP
(QS)

Shaper's Quick Ship program features over thirty-four fixtures with finish options such as Satin Chrome, Natural Aluminum and Satin Brass, and a wide variety of lamp selections. All products ship in five days from receipt of order.

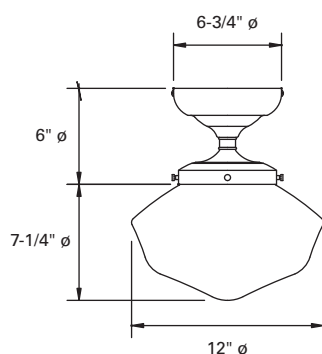
Refer to the Icon Legend
Link on shaperlighting.com.



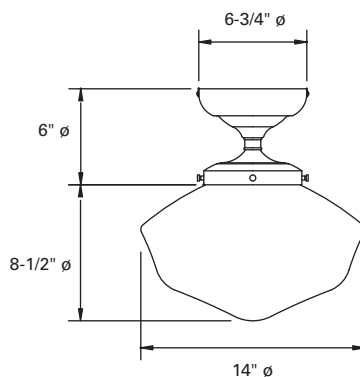
233 - 12" Ø SPHERE (SP) STANDARD



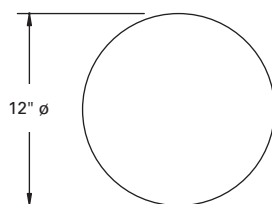
233 - 14" Ø SPHERE (SP) STANDARD



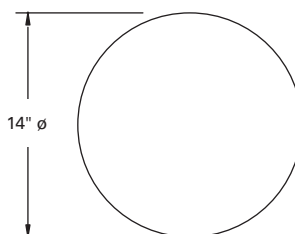
233 - 12" Ø SCHOOLHOUSE GLOBE (SH) STANDARD



233 - 14" Ø SCHOOLHOUSE GLOBE (SH) STANDARD



12" Ø



14" Ø

COMPANION PRODUCTS



434-SH



434-SP



441