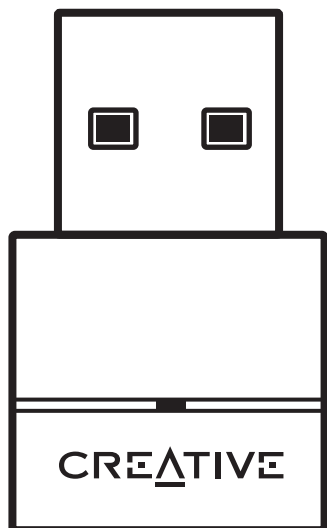


Bluetooth® Audio  
BT-D1

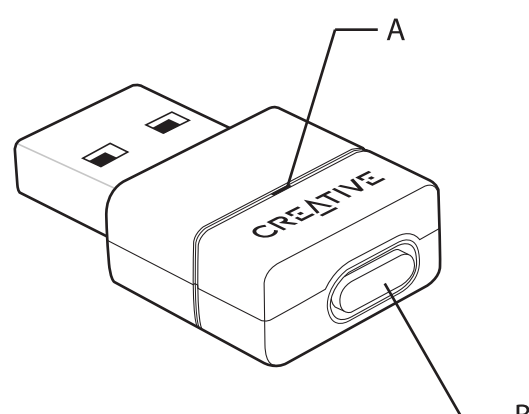


Thank you for purchasing the Creative Bluetooth® Audio BT-D1. Get ready to experience a whole new level of high performance wireless audio from your computer with the BT-D1 now!

Safety instructions

- The short wave radio frequency signals of a Bluetooth device may impair the operation of other electronic and medical devices
- Switch off the device where it is prohibited. Do not use the device in medical facilities, aircraft, refueling points, close to automatic doors, automatic fire alarms or other automatically controlled devices
- Keep this device at least 20 cm from pacemakers and other medical devices. Radio waves may impair the operation of pacemakers and other medical devices

Overview of BT-D1

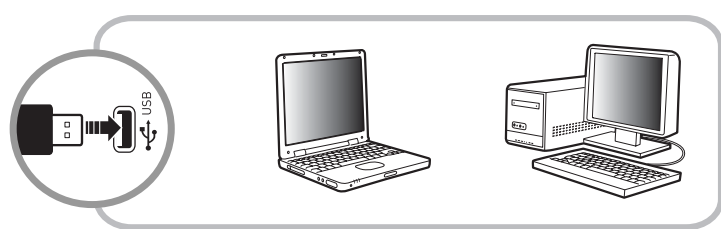


- A: LED Status Indicator**  
Indicate the current status of the USB Bluetooth Transmitter
- B: CONNECT button**  
A multi function button used to perform pairing and disconnection

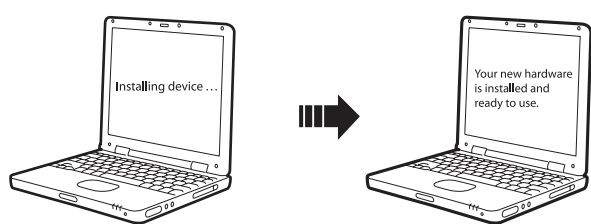
To pair and connect

To begin enjoying high performance wireless music from your computer, follow the below steps.

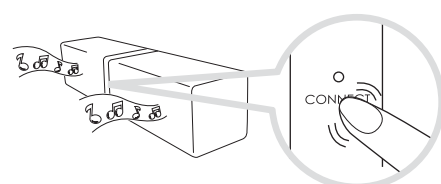
a) Insert BT-D1 into your computer USB port



b) Wait for computer to install hardware



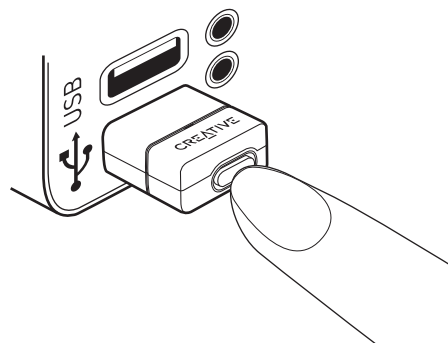
c) Put your respective speaker\* / device\*\* into pairing mode



\* ZiiSound D5 for illustration only. Not included  
Optimized for use with the ZiiSound D5, Inspire S2 Wireless, Creative D100 and Creative D200 Bluetooth® Speakers

\*\* For other Bluetooth compliant devices, please refer to your manufacturer's user manual on how to put your device into pairing mode to accept connections.

d) Put the BT-D1 into pairing mode for pairing

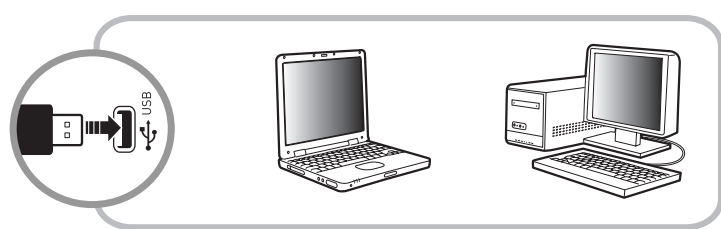


Press and hold B for 3-4seconds then release

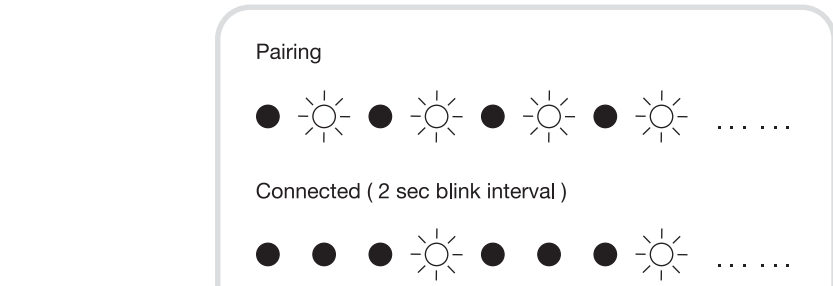
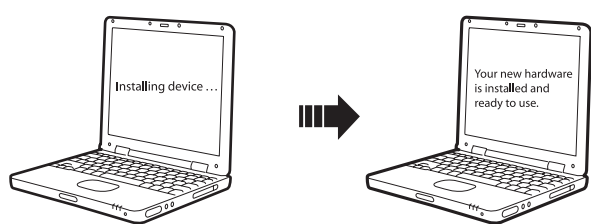
To pair and connect

To begin enjoying high performance wireless music from your computer, follow the below steps.

a) Insert BT-D1 into your computer USB port



b) Wait for computer to install hardware



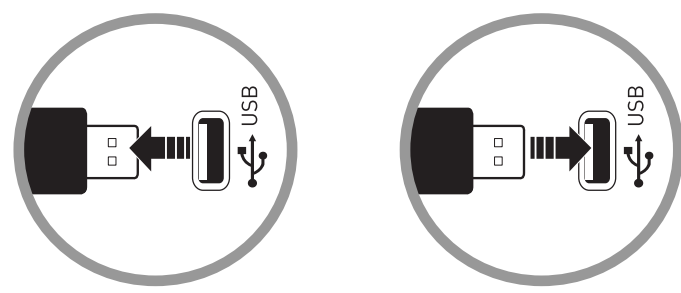
e) Ready to stream music from computer

For Mac® OS:  
a) Go to "System Preferences", choose "Sound"  
b) Choose the Output tab, select "Creative Bluetooth Audio D1"

To reconnect to a previously paired device

After the BT-D1 has been paired to a device, it will always attempt to reconnect to the previously paired device when the BT-D1 is plugged into a USB port. Always ensure that the receiving device has its Bluetooth enabled and ready to accept connections. You may also try the following.

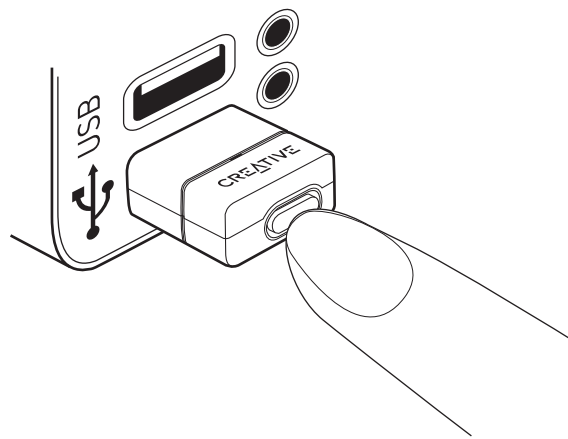
- a) Ensure that the receiving device has its Bluetooth enabled and ready to accept connections
- b) Plug out and plug in your BT-D1 from the computer and wait for it to auto connect



Or

b2) With the BT-D1 in the computer USB port, press the CONNECT button on the BT-D1 to initiate a connection to your device.

Note: The BT-D1 will stream any audio (including startup, shutdown or warning tones) played from your computer. Ensure that the volume is kept to a comfortable level.



To disconnect from the BT-D1

To stop streaming music from the BT-D1 to your receiving Bluetooth device, simply either plug out the BT-D1 or press the CONNECT button once. Pressing another time will reconnect the BT-D1 back to last connected Bluetooth device.

FAQ (Frequently asked questions)

When I insert the BT-D1 into the USB port, I do not see any LED indication.

- You can try the following
  - Unplug the BT-D1 and reinsert it into the USB port
  - Insert the BT-D1 into another available USB port
  - Ensure that your USB port is working
  - Ensure that you logged in as administrator on your computer
  - Insert the BT-D1 into another computer USB port to check if the BT-D1 flashes any LED indication
  - If the problem persists, please contact technical support

I have tried to plug the BT-D1 into pairing mode but I am unable to connect to another Bluetooth device.

You can try the following  
Plug out the BT-D1. Now insert it back into the USB port and press the CONNECT button 3 - 4 seconds and release. The LED indication should have changed to fast blink. Now put your receiving device into pairing mode and wait for pairing to be completed. If the problem persists, please contact technical support

No music is streaming from my computer to my speaker / other Bluetooth compliant device. What should I do?

- You can try the following
  - Close the offending program and re-open it again. Now start playing music
  - Plug out the BT-D1 and re-insert the USB port and re-open the multimedia program again and stream music from your computer again
  - Press and hold the CONNECT button on your BT-D1 for 3 - 4 seconds and release. The LED indicator should be Fast Blinking. Now re-pair with your receiving device and stream music again
  - Ensure that your receiving devices supports the A2DP profile

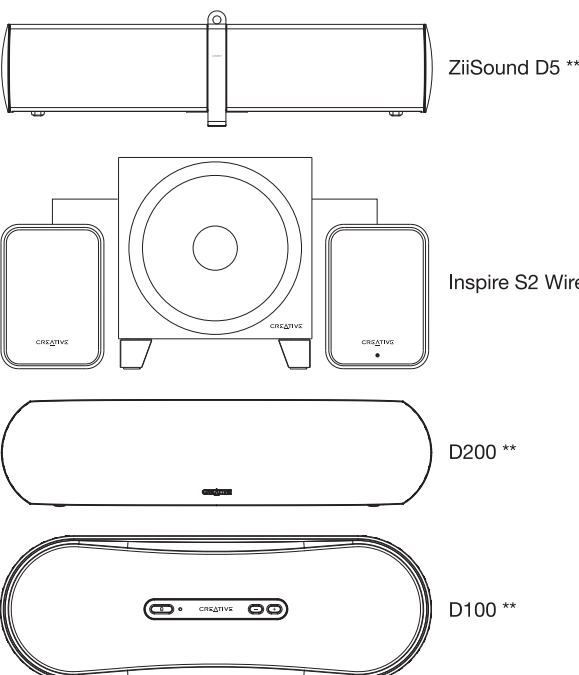
Technical Specifications	
Bluetooth Version	Bluetooth 2.1 + EDR (Enhanced Data Rate)
Frequency	2.4GHz
Supported Bluetooth profiles*	A2DP (Wireless Stereo Bluetooth) * Refer to your Bluetooth device (notebook, PC, or mobile device) manufacturer's documentation /website for supported profiles.
Supported Codec	apt-X and SBC
Operating Range	Up to 10 meters, measured in open space. Walls and structures may affect range of device.

Compatibility disclaimer: Wireless performance is dependent on your device's Bluetooth wireless technology. Refer to your device manufacturer's manual.  
Creative will not be liable for any loss of data or leakages resulting from the use of these devices.  
The BT-D1 is powered directly by your computer USB port.

<b>EN</b> Hereby, Creative Technology Ltd. declares that this Creative BT-D1 is in compliance with the essential requirements and other relevant provisions of Directive 1999/5/EC	<b>SV</b> Härmed intygar Creative Technology Ltd. att denna Creative BT-D1 står i överensstämmelse med de väsentliga egenskapskrav och övriga relevanta bestämmelser som framgår av direktiv 1999/5/EG
<b>FR</b> Par la présente Creative Technology Ltd. déclare que l'appareil Creative BT-D1 est conforme aux exigences essentielles et aux autres dispositions pertinentes de la directive 1999/5/EC	<b>DA</b> Undertegnede Creative Technology Ltd. erklærer herved, at følgende udstyr Creative BT-D1 overholder de ovennævnte relevante krav i direktiv 1999/5/EF.
<b>DE</b> Hiermit erklärt Creative Technology Ltd dass sich Creative dieser / dieser / dieses Creative BT-D1 in Übereinstimmung mit den grundlegenden Anforderungen und den anderen relevanten Vorschriften der Richtlinie 1999/5/EG befindet". (BMW)	<b>CZ</b> Creative Technology Ltd. tímto potvrzuje, že Creative BT-D1 splňuje podstatní požadavky a jiné závazné požadavky směrnice 1999/5/EC.
<b>IT</b> Con la presente Creative Technology Ltd. dichiara che questo Creative BT-D1 è conforme ai requisiti essenziali ed alle altre disposizioni pertinenti stabilite dalla direttiva 1999/5/EC	<b>PL</b> Creative Technology Ltd. stwierdza niniejszym, że Creative BT-D1 spełnia podstawowe wymagania oraz inne właściwe zezcowo warunkami Dyrektywy 1999/5/EC.
<b>ES</b> Por medio de la presente Creative Technology Ltd. Declara que el Creative BT-D1 cumple con requisitos esenciales y exigibles de la Directiva 1999/5/CE	<b>RU</b> Creative Technology Ltd. подтверждает, что изделие Creative BT-D1 соответствует основным требованиям и другим существенным условиям указания Европейской комиссии No. 1999/5/EC
<b>NL</b> Bij deze verklaart Creative Technology Ltd. dat deze Creative BT-D1 vol doet aan de essentiële eisen en aan de overige relevante bepalingen van Richtlijn 1999/5/EC	<b>HU</b> A Creative Technology Ltd. ezen nyilatkozata szerint az(z) Creative BT-D1 megfelel az 1999/5/EK irányelv alapvető követelményeinek és egyéb vonatkozó előírásainak.
<b>PT</b> Creative Technology Ltd. declara que este Creative BT-D1 está conformo com os requisitos essenciais e outras disposições da Directiva 1999/5/EC	<b>EL</b> Με το παρόν, η Creative Technology Ltd. δηλώνει ότι αυτή η συσκευή Creative BT-D1 είναι σε συμμόρφωση με τις στοιχειώδεις απαιτήσεις και τους άλλους σχετικούς όρους της Κοινοτικής Οδηγίας 1999/5/ΕΚ
<b>NO</b> Creative Technology Ltd. erklærer herved at denne Creative BT-D1 er i overensstemmelse med vesentlige krav og andre relevante bestemmelser i EU-direktivet 1999/5/EC.	<b>SK</b> Spoločnosť Creative Technology Ltd. týmto deklaruje, že tento Creative BT-D1 je v súlade so základnými požiadavkami a ostatnými relevantnými ustanoveniami Nariadenia 1999/5/EC.
<b>FI</b> Creative Technology Ltd. vakuuttaa täten että Creative BT-D1 tyyppinen laite on direktiivin 1999/5/EY oleellisten vaatimusten ja sitä koskevien direktiivin muiden ehtojen mukainen.	<b>LT</b> Taip „Creative Technology Ltd.“ pareiskia, kad šis Creative BT-D1 atitinka visus pagrindinius Direktyvos 1999/5/EK reikalavimus ir kitas aktualias jos sąlygas

Optimized for Creative Bluetooth speakers

This product is optimized to work with



Sold separately \*\*



© 2010 Creative Technology Ltd. All rights reserved. ZiiSound, Creative and the Creative logo are trademarks or registered trademarks of Creative Technology Ltd in the United States and/or other countries. The Bluetooth® word mark and logos are owned by the Bluetooth SIG, Inc. and any use of such marks by Creative Technology Ltd is under license. All other trademarks are the property of their respective owners and are hereby recognized as such. Other patents and designs application(s) pending. All specifications are subject to change without notice. Use of this product is subject to a limited warranty. Actual contents may differ slightly from those pictured.