



Gotta Groove™

Barbie™



MODEL 73020UK
Gotta Groove
For 1 player / Ages 4 and up

INSTRUCTION MANUAL

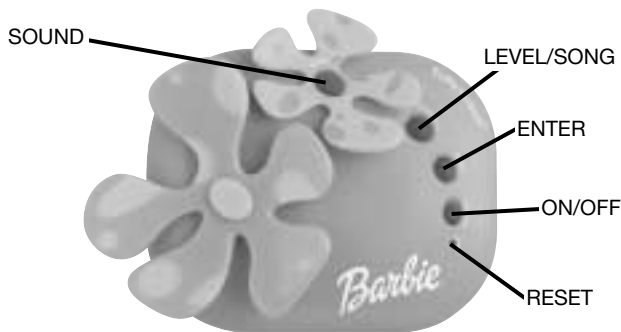
P/N 82376020 Rev.A

Come on, let's dance!

Hi! It's me, Barbie! Guess what? You can take Barbie Gotta Groove anywhere for dancing fun on the go! All you have to do is pick a song and a level and listen for me to call the dance moves. Super moves like - shake, turnaround and freestyle! Dancing is easy and so much fun with the Barbie Gotta Groove! So come on, let's dance!

FEATURES:

HIP UNIT -



LEVEL/SONG - Use this button to scroll through skill levels and songs.

ENTER - Use this button to enter a skill level or select song.


ON/OFF - Use this button to turn the unit on and off.

E 1

SOUND - Use this button to switch from medium, high, headset-medium or headset-high.

RESET - Using a blunt object, press this button to reset the game.

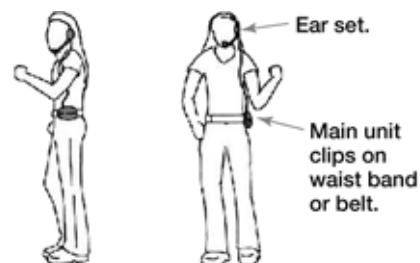
EAR SET -



EAR SET - Use this piece to hear the music.

MICROPHONE - Located on the ear set, the microphone allows you to sing along with the music.

HOW TO WEAR BARBIE GOTTA GROOVE -



GETTING STARTED

Press the ON/OFF button to turn the game on. The game will ask you to pick a skill level. Press the LEVEL/SONG button to scroll through the levels - Beginner or Dancing Diva. After selecting a skill level, press the ENTER button. The game then asks you to select a song. Press the LEVEL/SONG button to scroll through the songs. Select a song and press ENTER. Now you are ready to dance!

SKILL LEVELS

BEGINNER - In the beginner level, Barbie calls the moves. There are five different moves. Jump, Shake, Turn Around, Freeze and Free Style.

DANCING DIVA - In the Dancing Diva level, there are different sounds for each move. Make sure to listen closely to follow along.

MOVES

Jump - Jump up into the air for the hip unit to recognise this move.

Shake - Shake your hips for the hip unit to recognise this move.

Jump Turn Around - Jump up and turn around for the hip unit to recognise this move.

Freeze - Stand still for the hip unit to recognise this move.

Free Style - This is your chance to show all of your dance moves.

USING YOUR BARBIE GOTTA GROOVE

In the Beginner level, as the song begins, listen to Barbie call the moves. Once a move is called out, do that move. After the move, you

will either hear “cool” or “oops”. “Cool” means you did the move perfectly, if you hear “oops”, you missed that move, but keep trying, you will get it!

In the Dancing Diva level, as the song begins, listen for the sound for each move. Remember, after the move, you will either hear “cool” or “oops”. This level is a little harder because you have to remember which sound goes with each move. Keep practicing, you will get it and become a Dancing Diva!

WINNING THE GAME

To win the game, you need to master all the moves in the beginner level as well as Dancing Diva level. Remember, each song is different and Barbie calls out different moves for each one. Keep practicing - you will become a Dancing Diva with Barbie!

BATTERY INSTALLATION:

Barbie Gotta Groove is powered by three (3) AAA (LR03) batteries.

- Using a screwdriver, loosen the screw until the battery compartment door on the back of product can be removed.
- Insert three (3) AAA batteries (we recommend alkaline) as indicated inside the battery compartment.
- Replace the battery compartment door and tighten the screw with a screwdriver. Do not over-tighten.

ADULT SUPERVISION IS RECOMMENDED WHEN CHANGING BATTERIES.

TROUBLESHOOTING

If the songs slow or volume is lowered, batteries may need replacement.

CAUTION:

- **As with all small objects, the batteries used with this game should be kept away from small children who might still put things in their mouths. If a battery is swallowed, consult a physician immediately.**
- **Be sure you insert the battery correctly and always follow the game and battery manufacturer's instructions.**
- **Do not dispose of batteries in fire.**
- **Batteries might leak if improperly installed, or explode if recharged, disassembled or heated.**

MAINTENANCE:

- Handle this game carefully.
- Store this game away from dusty or dirty areas.
- Keep this game away from moisture or extreme temperature.
- Do not disassemble this game. If a problem occurs, press the Reset button or remove and replace the batteries to reset the game or try new batteries. If problems persist, consult your warranty information at the end of this manual, for replacement instructions.
- Use only the recommended battery type.
- Do not mix old and new batteries.
- Do not mix alkaline, standard (carbon-zinc) or rechargeable (nickel-cadmium) batteries.
- Do not use rechargeable batteries.

- Do not attempt to recharge non-rechargeable batteries.
- Remove any exhausted batteries from the game.
- Do not short-circuit the supply terminals.
- Insert batteries with the correct polarity.
- If the microphone is brought too close to the belt unit, you may hear feedback (a loud, high-pitched noise). This is perfectly normal. Just move the microphone away, and the noise will stop.

Please retain this for future reference.

PRODUCT WARRANTY

(This product warranty is valid in the United Kingdom only)

All products in the *RADICA*® range are fully guaranteed for a period of 6 months from the original purchase date under normal use, against defective workmanship and materials (batteries excluded). This warranty does not cover damage resulting from accident, unreasonable use, negligence, improper service or other causes not arising out of defects in material or workmanship.

In the unlikely event that you do experience a problem within the first 6 months, please telephone the UK Technical Support team: Tel. **0906 213 0001** (call cost 25p a minute).

IMPORTANT: Always test the product with fresh alkaline batteries. Even new batteries may be defective or weak and low battery power is a frequent cause of unsatisfactory operation.

YOUR STATUTORY RIGHTS ARE NOT EFFECTED.

RADICA HELPLINE : 0906 213 0001

Calls are charged at 25p per minute and will show up on your standard telephone bill. Helpline hours are 8am -11pm 7 days a week.

Distributed by:
RADICA UK Ltd.
The Old Stables, Munns Farm,
Cole Green, Hertfordshire,
SG14 2NL, England

www.RadicaUK.com

RADICA:®
BARBIE GOTTA GROOVE IS A TRADEMARK OF
RADICA GAMES LTD.
© 2002 RADICA GAMES LTD.
ALL RIGHTS RESERVED

BARBIE IS A TRADEMARK OWNED BY AND USED UNDER LICENSE FROM MATTEL, INC.
© 2003 MATTEL, INC. ALL RIGHTS RESERVED